



GlobAlum
Globaly Aluminum Passion



**SLIDING SYSTEM
SERIES GS73N**

دسته بندی شهرها بر مبنای سرعت باد
گروه یک

City	Wind Velocity Km/h	سرعت باد	نام شهر
TORBAT HEYDARIEH	80		تربت حیدریه
KHORRAM ABAD	80		خرم آباد
ZANJAN	80		زنجان
SEM NAN	80		سمنان
SHAHROUD	80		شاهرود
SHAHRE KORD	80		شهر کرد
SHIRAZ	80		شیراز
GORGAN	80		گرگان

ارتفاع ساختمان از تراز همکف به متر	فشار باد در مناطق داخل شهر		گروه دسته بندی شده بر مبنای فشار باد
	کیلو نیوتن بر متر مربع	پاسکال بر متر مربع	
5	0.48	480	Class 1
10	0.48	480	Class 1
15	0.51	510	Class 1
20	0.56	560	Class 1
25	0.59	590	Class 1
30	0.63	630	Class 2
35	0.66	660	Class 2
40	0.68	680	Class 2
45	0.71	710	Class 2
50	0.73	730	Class 2
55	0.75	750	Class 2
60	0.77	770	Class 2
65	0.79	790	Class 2
70	0.81	810	Class 3
75	0.83	830	Class 3
80	0.84	840	Class 3
85	0.86	860	Class 3
90	0.87	870	Class 3
95	0.89	890	Class 3

دسته بندی شهرها بر مبنای سرعت باد
گروه دو

City	Wind Velocity Km/h	سرعت باد	نام شهر
ARAK	90		اراک
UROMIE	90		ارومیه
ABADAN	90		آبادان
BANDAR LENGEH	90		بندر لنگه
BIRJAND	90		بیرجند
CHABAHAR	90		چابهار
KHOY	90		خوی
RAMSAR	90		رامسر
RASHT	90		رشت
SABZEVAR	90		سبزوار
SANANDAJ	90		سنندج
TABAS	90		طبس
FASA	90		فسا
QA-EM SHAHR	90		قائم شهر
QOM	90		قم
KERMANSHAH	90		کرمانشاه
MASH'HAD	90		مشهد
NOSHAHR	90		نوشهر

ارتفاع ساختمان از تراز همکف به متر	فشار باد در مناطق داخل شهر		گروه دسته بندی شده بر مبنای فشار باد
	کیلو نیوتن بر متر مربع	پاسکال بر متر مربع	
5	0.60	600	Class 1
10	0.60	600	Class 1
15	0.65	650	Class 2
20	0.70	700	Class 2
25	0.75	750	Class 2
30	0.79	790	Class 2
35	0.83	830	Class 3
40	0.87	870	Class 3
45	0.90	900	Class 3
50	0.93	930	Class 3
55	0.95	950	Class 3
60	0.98	980	Class 3

دسته بندی شهرها بر مبنای سرعت باد
گروه سه

City	Wind Velocity Km/h	سرعت باد	نام شهر
ABADEH	100		آباده
BABOLSAR	100		بابلسر
BANDAR ABBAS	100		بندر عباس
BOUSHEHR	100		بوشهر
PARS ABAD MOGHAN	100		پارس آباد مغان
TEHRAN	100		تهران
JASK	100		جاسک
KISH	100		جزیره کیش
SAGHEZ	100		سقز
QAZVIN	100		قزوین
KASHAN	100		کاشان
HAMEDAN	100		همدان

ارتفاع ساختمان از تراز همکف به متر	فشار باد در مناطق داخل شهر		گروه دسته بندی شده بر مبنای فشار باد
	کیلو نیوتن بر متر مربع	پاسکال بر متر مربع	
5	0.74	740	Class 2
10	0.74	740	Class 2
15	0.80	800	Class 2
20	0.87	870	Class 3
25	0.93	930	Class 3
30	0.98	980	Class 3
35	1.03	1030	Class 3
40	1.07	1070	Class 3
45	1.11	1110	Class 3
50	1.14	1140	Class 3
55	1.18	1180	Class 3
60	1.21	1210	Class 4
65	1.24	1240	Class 4
70	1.26	1260	Class 4
75	1.29	1290	Class 4
80	1.32	1320	Class 4
85	1.34	1340	Class 4
90	1.36	1360	Class 4

دسته بندی شهرها بر مبنای سرعت باد
گروه چهار

City	Wind Velocity Km/h	سرعت باد	نام شهر
ISFAHAN	110		اصفهان
OMIDIEH	110		امیدیه
AHWAZ	110		اهواز
IRANSHAHR	110		ایرانشهر
ABALI	110		آبعلی
AGHAJARI	110		آغاجاری
BAM	110		بم
BANDAR ANZALI	110		بندر انزلی
TABRIZ	110		تبریز
SIRI	110		جزیره سیری
DEZFOUL	110		دزفول
SARAKHS	110		سرخس
MARAGHE	110		مراغه
YAZD	110		یزد

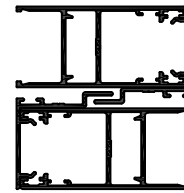
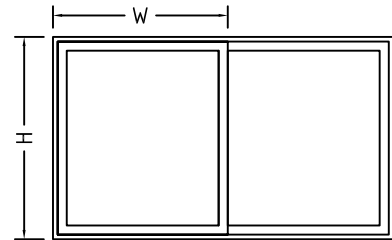
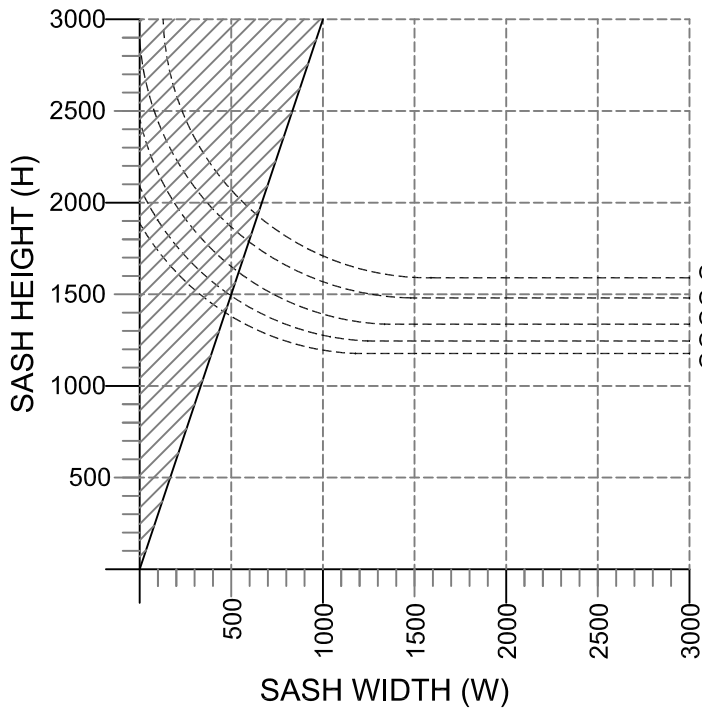
ارتفاع ساختمان از تراز همکف به متر	فشار باد در مناطق داخل شهر		گروه دسته بندی شده بر مبنای فشار باد
	کیلو نیوتن بر متر مربع	پاسکال بر متر مربع	
5	0.90	900	Class 3
10	0.90	900	Class 3
15	0.96	960	Class 3
20	1.05	1050	Class 3
25	1.12	1120	Class 3
30	1.19	1190	Class 3
35	1.24	1240	Class 4
40	1.29	1290	Class 4
45	1.34	1340	Class 4
50	1.38	1380	Class 4
55	1.42	1420	Class 4
60	1.46	1460	Class 4
65	1.50	1500	Class 4
70	1.53	1530	Class 4
75	1.56	1560	Class 4
80	1.59	1590	Class 4

دسته بندی شهرها بر مبنای سرعت باد

گروه پنج

City	Wind Velocity Km/h	سرعت باد	نام شهر
ZABOL	120		زابل
ARDEBIL	130		اردبیل
BOJNOURD	130		بجنورد
ZAHEDAN	130		زاهدان
KERMAN	130		کرمان
MANJIL	130		منجیل

ارتفاع ساختمان از تراز همکف به متر	فشار باد در مناطق داخل شهر		گروه دسته بندی شده بر مبنای فشار باد
	کیلو نیوتن بر متر مربع	پاسکال بر متر مربع	
5	1.26	1260	Class 4
10	1.26	1260	Class 4
15	1.35	1350	Class 4
20	1.47	1470	Class 4
25	1.57	1570	Class 4
30	1.66	1660	Class 5
35	1.74	1740	Class 5
40	1.81	1810	Class 5
45	1.87	1870	Class 5
50	1.93	1930	Class 5
55	1.99	1990	Class 5



$J_x = 4.57 \times 2 = 9.14 \text{ cm}^4$

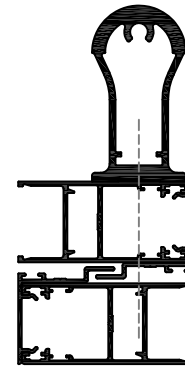
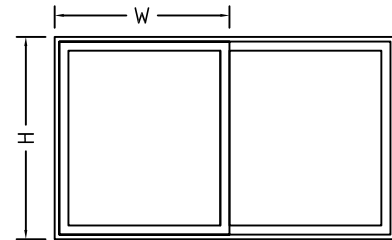
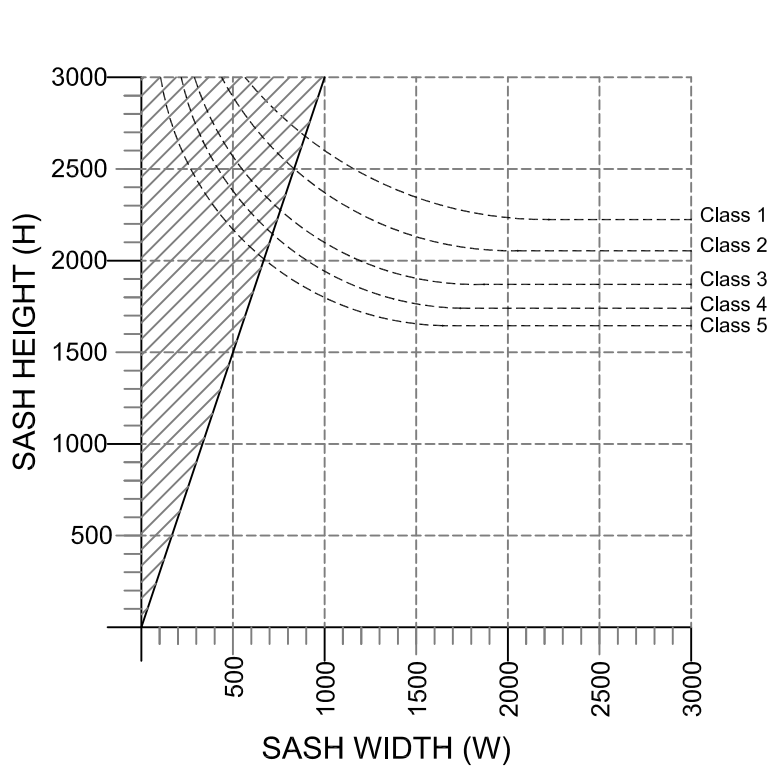
- Class 1, 0.6 kN/m^2 , 600 Pa/m^2
- Class 2, 0.8 kN/m^2 , 800 Pa/m^2
- Class 3, 1.2 kN/m^2 , 1200 Pa/m^2
- Class 4, 1.6 kN/m^2 , 1600 Pa/m^2
- Class 5, 2.0 kN/m^2 , 2000 Pa/m^2

NOTES:

Max. Deflection = 15mm. in accordance with EN14351-1

Max. Sash weight = 100 kg

Not recommended dimension



$$J_x = (4.57 \times 2) + 25.82$$

$$= 34.96 \text{ cm}^4$$

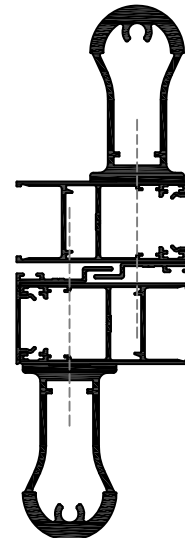
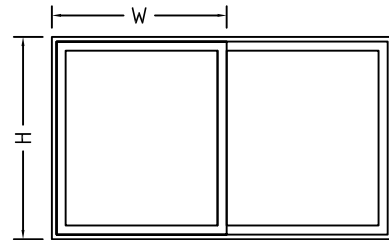
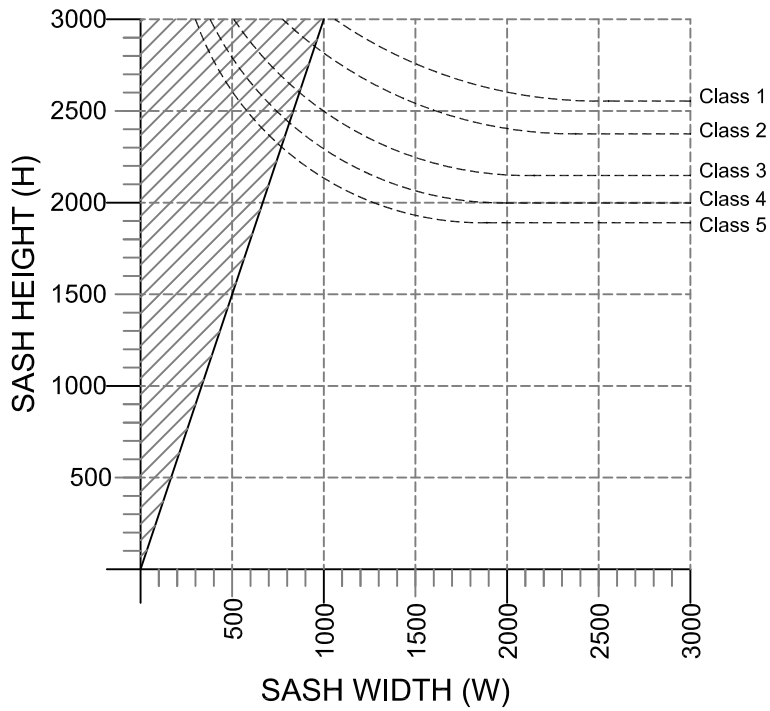
- Class 1, 0.6 kN/m², 600 Pa/m²
- Class 2, 0.8 kN/m², 800 Pa/m²
- Class 3, 1.2 kN/m², 1200 Pa/m²
- Class 4, 1.6 kN/m², 1600 Pa/m²
- Class 5, 2.0 kN/m², 2000 Pa/m²

NOTES:

Max. Deflection = 15mm. in accordance with EN14351-1

Max. Sash weight = 100 kg

 Not recommended dimension



- Class 1, 0.6 kN/m², 600 Pa/m²
- Class 2, 0.8 kN/m², 800 Pa/m²
- Class 3, 1.2 kN/m², 1200 Pa/m²
- Class 4, 1.6 kN/m², 1600 Pa/m²
- Class 5, 2.0 kN/m², 2000 Pa/m²

$$J_x = (4.57 \times 2) + (25.82 \times 2)$$

$$= 60.78 \text{ cm}^4$$


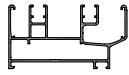
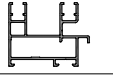
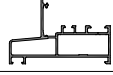
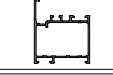
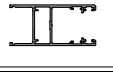
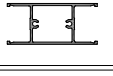
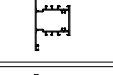
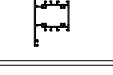
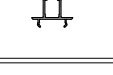

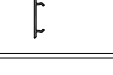

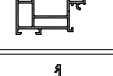

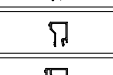

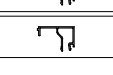



NOTES:

Max. Deflection = 15mm. in accordance with EN14351-1

Max. Sash weight = 100 kg

Not recommended dimension

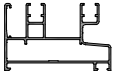
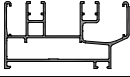

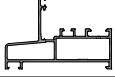


PROFILES :

Number	Shape	DESCRIPTION	I_x cm ⁴	I_y cm ⁴
1000377		Frame profile 46/46/73	26.84	8.16
1000427		Frame profile 46/46 /73 With Fly screen	39.22	9.15
1000509		Frame profile 46/46/50	14.13	6.96
1000378		Fix Frame profile 49/27 73mm	18.86	5.18
1000251		Non Thermal break frame 65/43	14.65	9.47
1000379		Sash Profile 62/62	8.58	4.56
1000426		Mullion Transom 65/65	9.64	4.40
1000275		Mullion Transom 87/43 - 1	18.83	15.86
1000261		Mullion Transom 87/43 - 2	19.25	15.71
1000381		Meeting Profile	-	-
1000382		Middle Opening interlock	-	-
1000380		Interlock	-	-
1000151		V-Shape Rail	-	-
1000508		Sliding Convertor	-	-
1000334		Glazing bead 5 mm. 10/14	-	-
1000213		Glazing bead 12 mm. 10/14	-	-
1000286		Glazing bead 15 mm. 10/14	-	-
1000285		Glazing bead 20 mm. 10/14	-	-
1000194		Glazing bead 25 mm. 10/14	-	-
1000208		Glazing bead 30 mm. 10/14	-	-
1000193		Glazing bead 35 mm. 10/14	-	-
1000451		Glazing bead 40 mm. 10/14	-	-






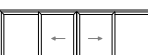


ACCESSORIES :

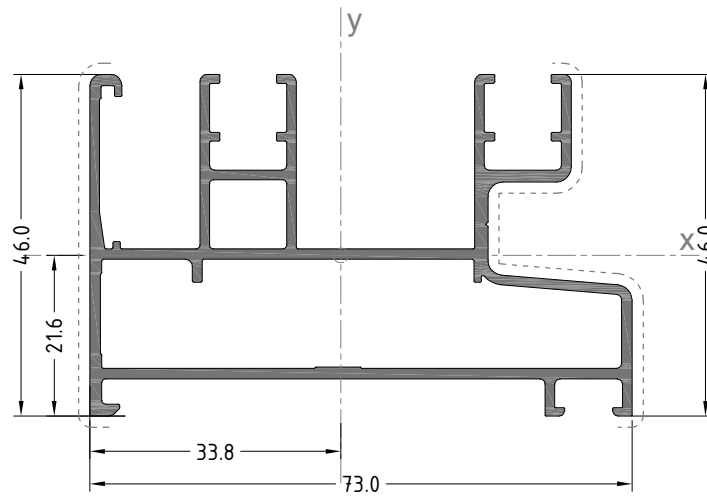
Number	Shape	DESCRIPTION
7001001		Outer glazing gasket
7001002		Inner glazing gasket 7-8 mm
7001005		Inner glazing gasket 5-6 mm
7001034		Inner glazing gasket 3-4 mm
7001052		Inner glazing gasket 2-3 mm
7501018		Cover Plug
7906807		Brush

CORNERS :

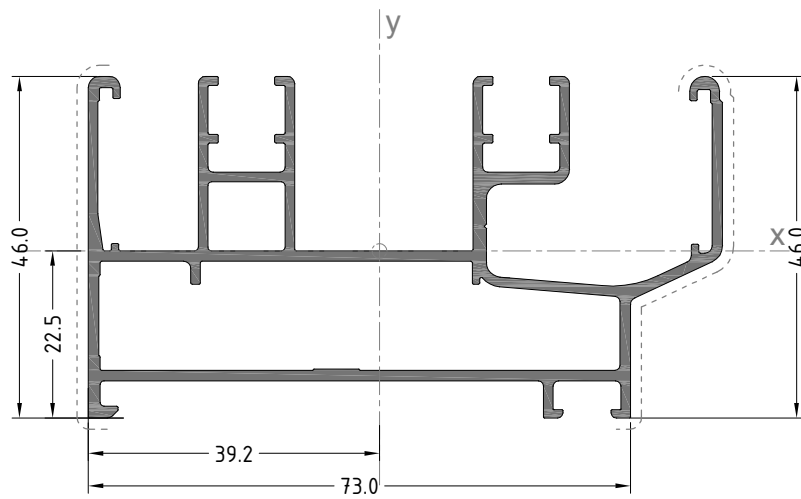
Number	Shape	Corner Nail / Crimp	Corner Alignment
1000377		4358137	7501011
1000427		4358137	7501011
1000509		5514349	—
1000378		4358137	7501011
1000251		4358293	7501011
1000379		4204103	—

GS73.N : Normal Sliding

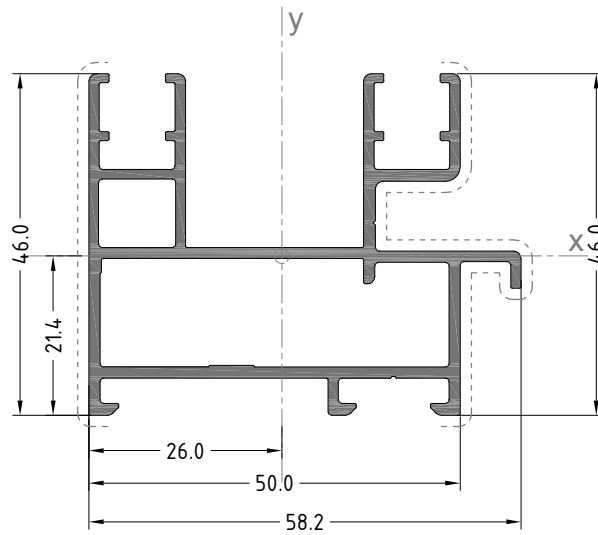
Type	Shape	 7501018
Dual Rail		4 piece
		4 piece
		6 piece
		8 piece
		8 piece
		8 piece
		8 piece



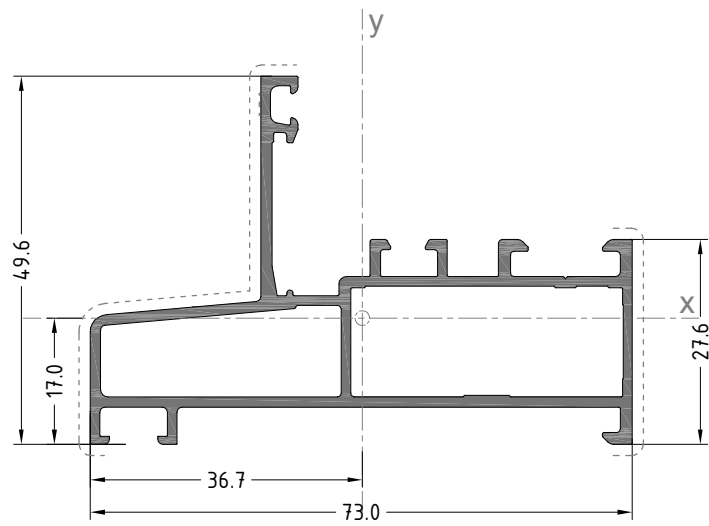
DESCRIPTION	Number	I_x cm ⁴	I_y cm ⁴	e_x cm	e_y cm	W_x cm ³	W_y cm ³
Frame profile 46/46/73	1000377	26.84	8.16	3.38	2.16	11.01	2.08



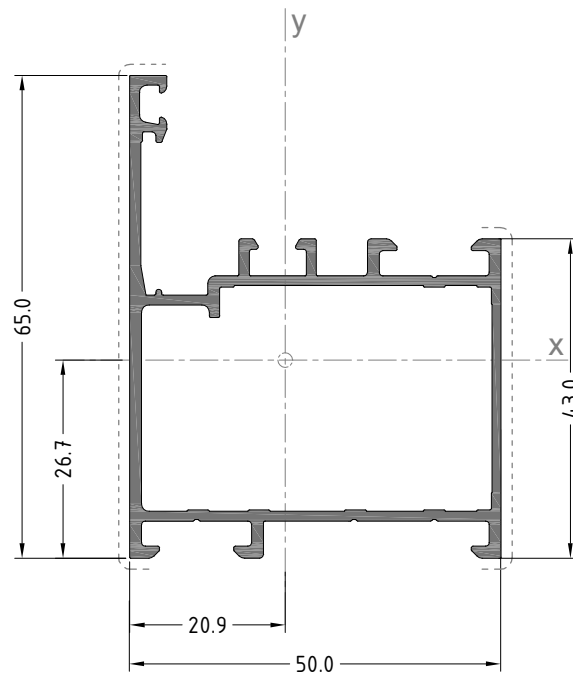
DESCRIPTION	Number	I_x cm ⁴	I_y cm ⁴	e_x cm	e_y cm	W_x cm ³	W_y cm ³
Frame profile 46/46/73 With Fly screen	1000427	39.22	9.15	3.92	2.25	16.69	1.98



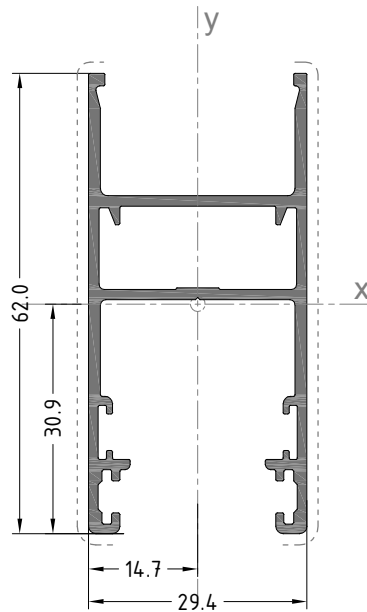
DESCRIPTION	Number	I_x cm ⁴	I_y cm ⁴	e_x cm	e_y cm	W_x cm ³	W_y cm ³
Frame profile 46/46/50	1000509	14.13	6.96	2.60	2.14	5.76	2.16



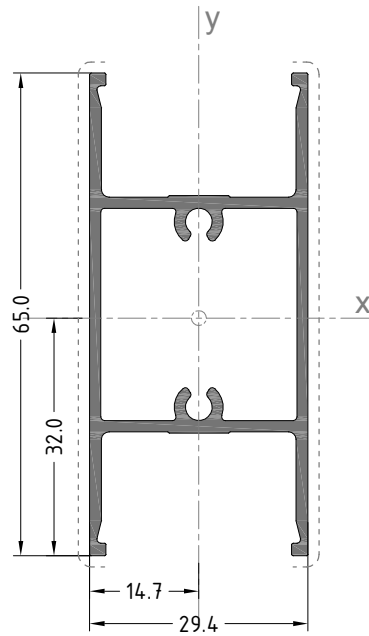
DESCRIPTION	Number	$I_x \text{ cm}^4$	$I_y \text{ cm}^4$	$e_x \text{ cm}$	$e_y \text{ cm}$	$W_x \text{ cm}^3$	$W_y \text{ cm}^3$
Fix Frame profile 49/27 73mm	1000378	18.83	5.18	3.67	1.70	5.57	1.42



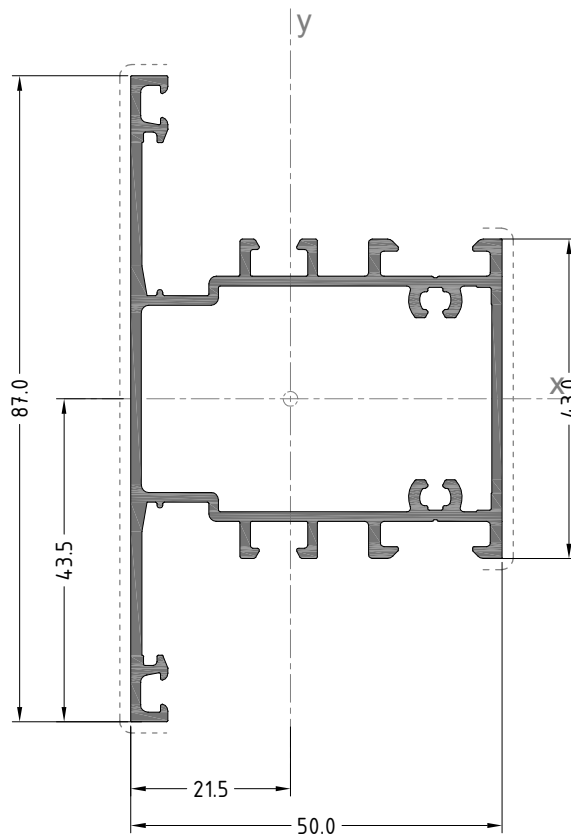
DESCRIPTION	Number	$I_x \text{ cm}^4$	$I_y \text{ cm}^4$	$e_x \text{ cm}$	$e_y \text{ cm}$	$W_x \text{ cm}^3$	$W_y \text{ cm}^3$
Non Thermal break frame 65/43	1000251	14.65	9.47	2.09	2.66	5.04	2.47



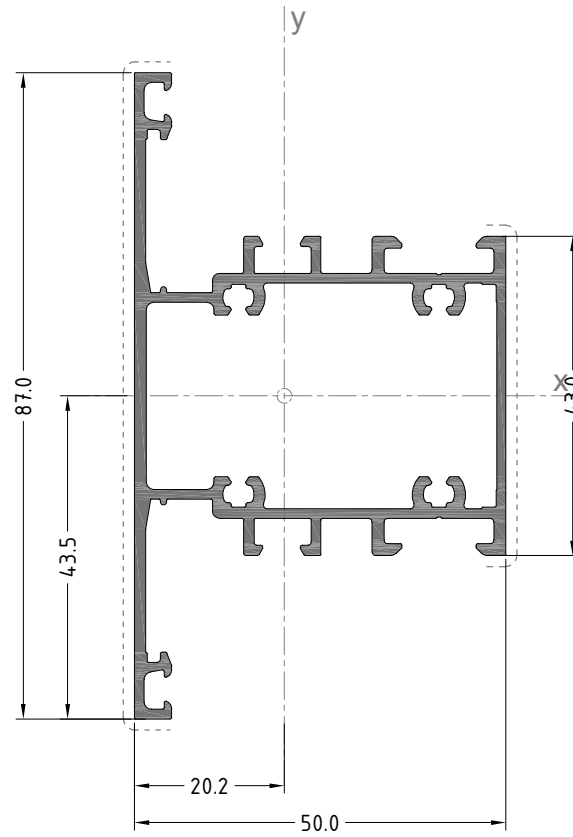
DESCRIPTION	Number	$I_x \text{ cm}^4$	$I_y \text{ cm}^4$	$e_x \text{ cm}$	$e_y \text{ cm}$	$W_x \text{ cm}^3$	$W_y \text{ cm}^3$
Sash Profile 62/62	1000379	8.58	4.56	1.47	3.09	5.82	1.47



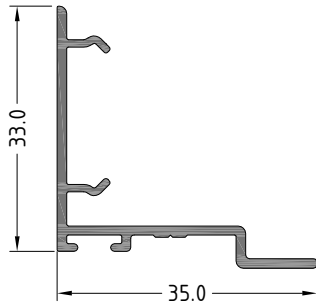
DESCRIPTION	Number	I_x cm ⁴	I_y cm ⁴	e_x cm	e_y cm	W_x cm ³	W_y cm ³
Mullion Transom 65/65	1000426	9.64	4.40	3.20	1.47	6.56	1.35



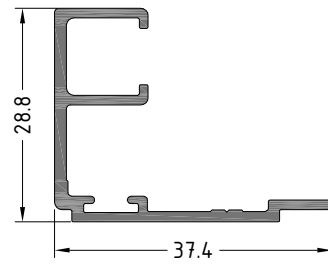
DESCRIPTION	Number	I_x cm ⁴	I_y cm ⁴	e_x cm	e_y cm	W_x cm ³	W_y cm ³
Non Thermal break frame mullion.transom 87/43 - 1	1000275	18.83	15.86	2.14	4.35	6.60	3.64



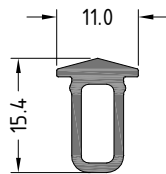
DESCRIPTION	Number	I_x cm ⁴	I_y cm ⁴	e_x cm	e_y cm	W_x cm ³	W_y cm ³
Non Thermal break frame mullion.transom 87/43 - 2	1000261	19.25	15.71	2.05	4.35	6.53	3.61



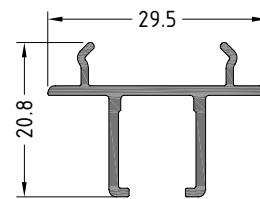
DESCRIPTION	Number
Interlock	1000380



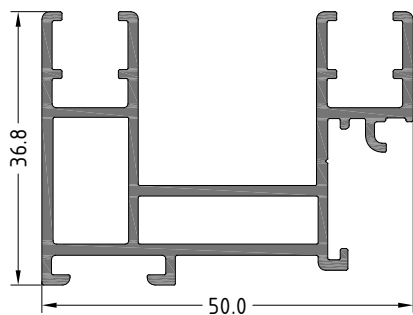
DESCRIPTION	Number
Middle Opening interlock	1000382



DESCRIPTION	Number
V-Shape Rail	1000151



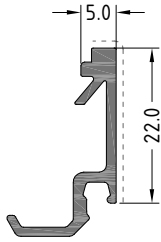
DESCRIPTION	Number
Meeting Profile	1000381



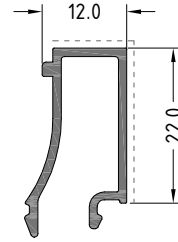
DESCRIPTION	Number
Sliding Convertor	1000508

PROFILES

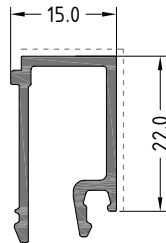
SERIES GS73.N



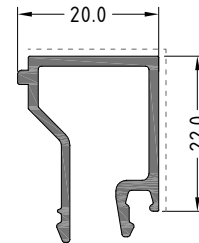
DESCRIPTION	Number
Glazing bead 5mm. 10/14	1000334



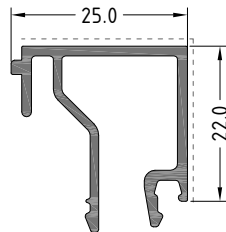
DESCRIPTION	Number
Glazing bead 12mm. 10/14	1000213



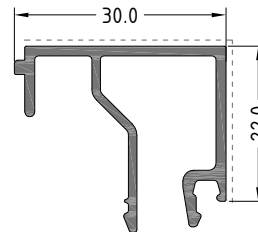
DESCRIPTION	Number
Glazing bead 15mm. 10/14	1000286



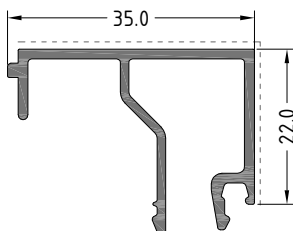
DESCRIPTION	Number
Glazing bead 20mm. 10/14	1000285



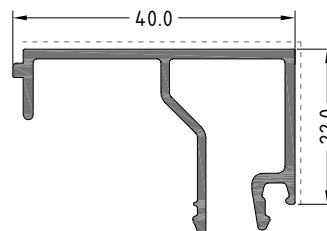
DESCRIPTION	Number
Glazing bead 25mm. 10/14	1000194



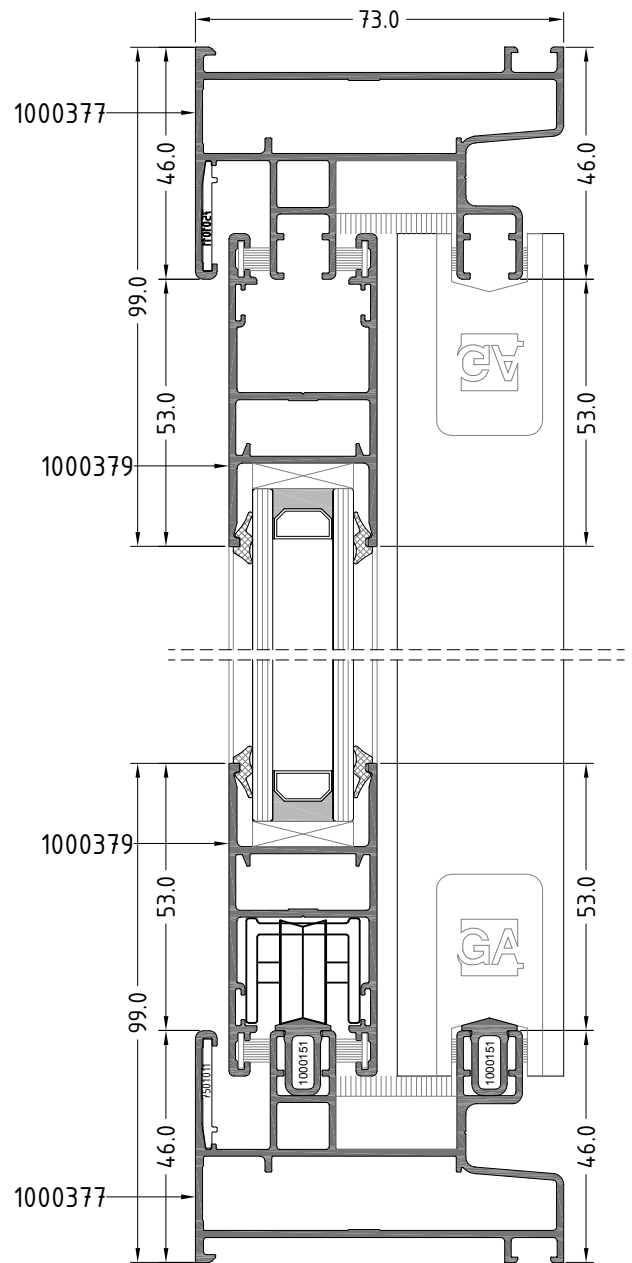
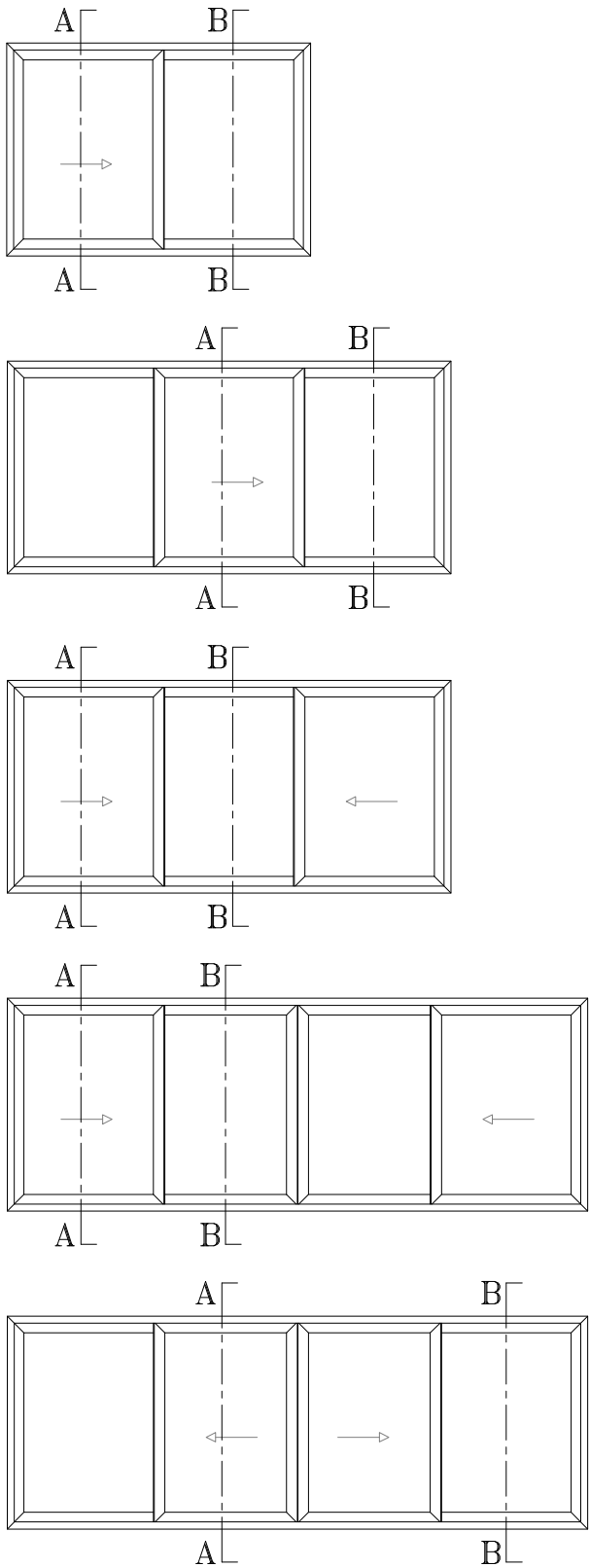
DESCRIPTION	Number
Glazing bead 30mm. 10/14	1000208



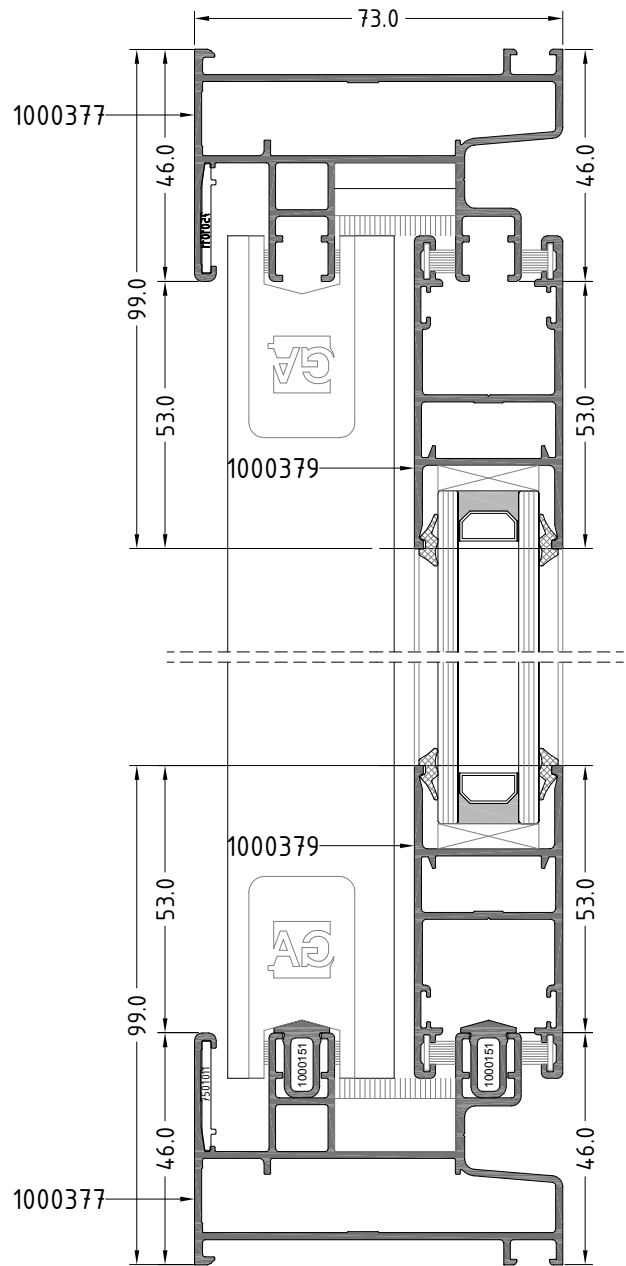
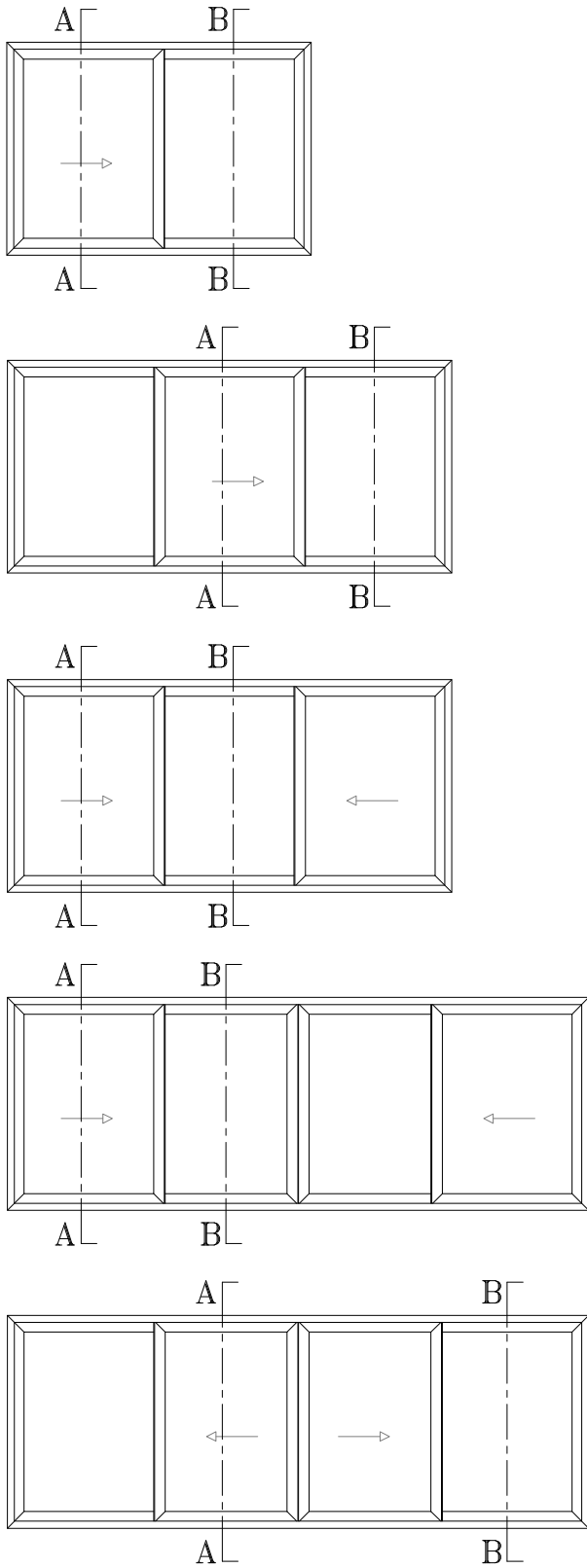
DESCRIPTION	Number
Glazing bead 35mm. 10/14	1000193



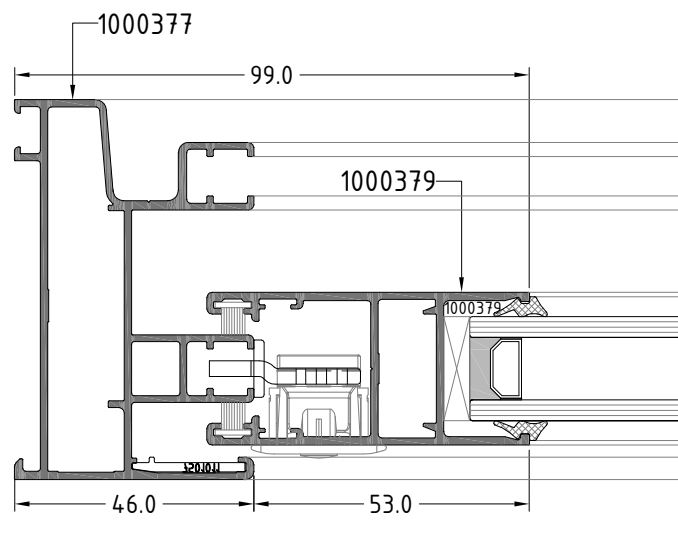
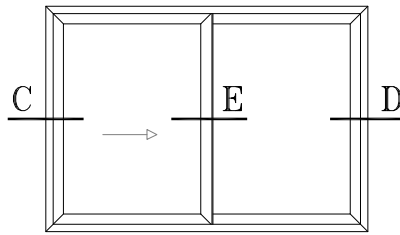
DESCRIPTION	Number
Glazing bead 40mm. 10/14	1000451



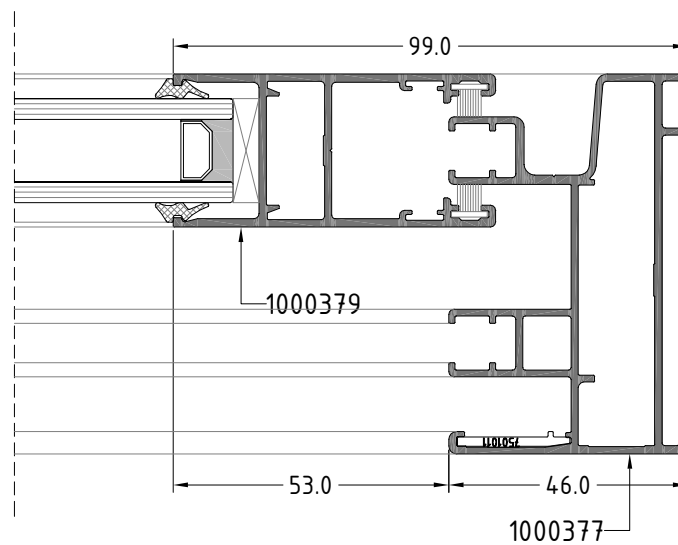
Section A-A



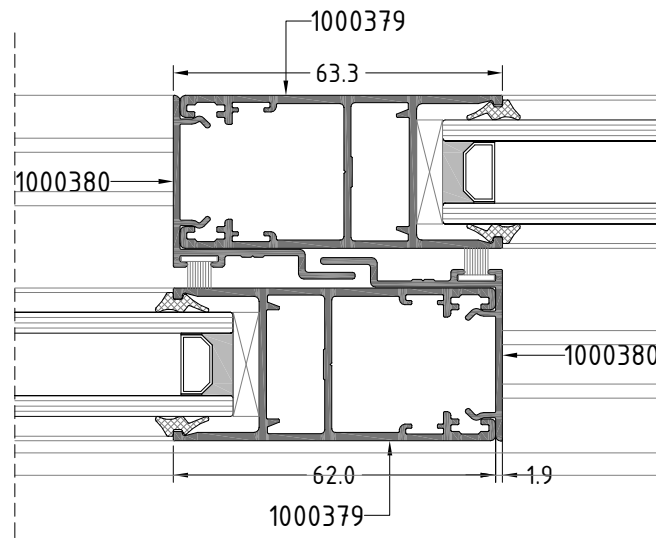
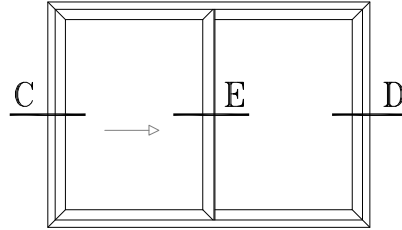
Section B-B



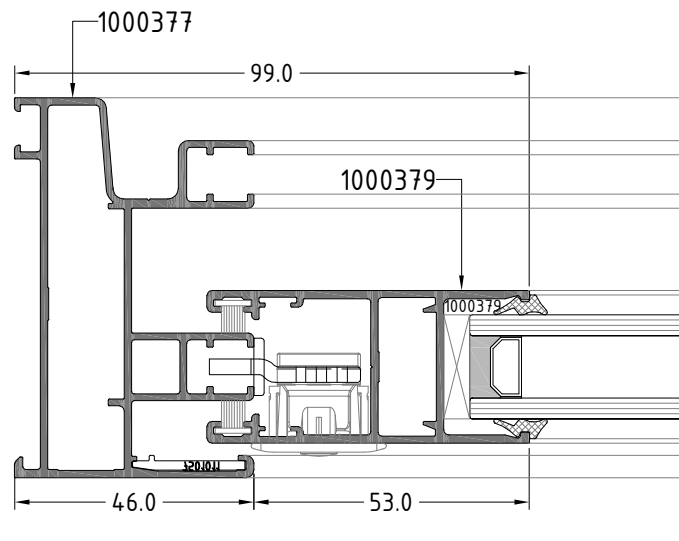
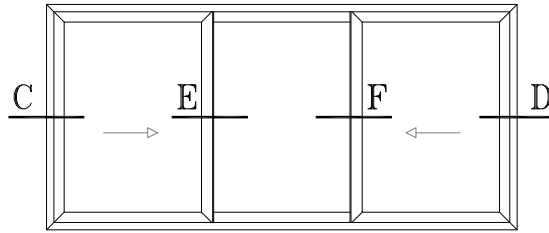
Section C



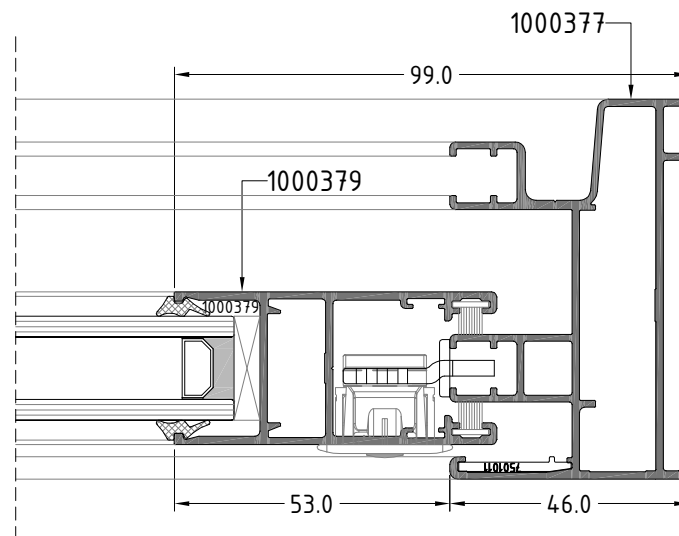
Section D



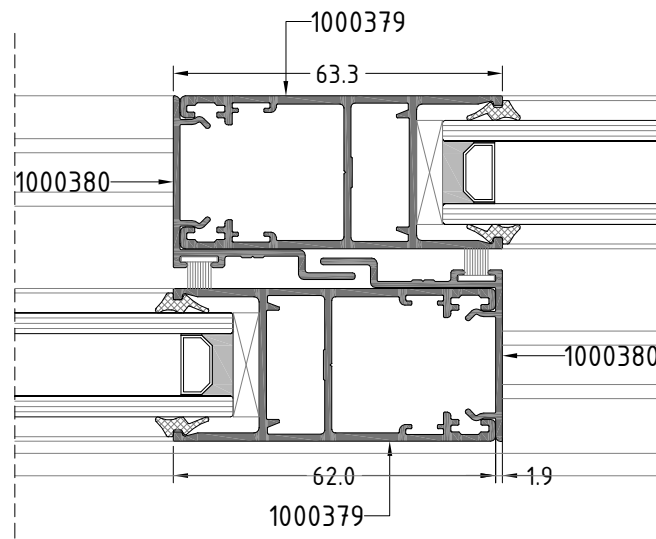
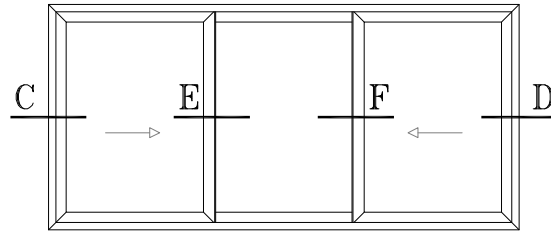
Section E



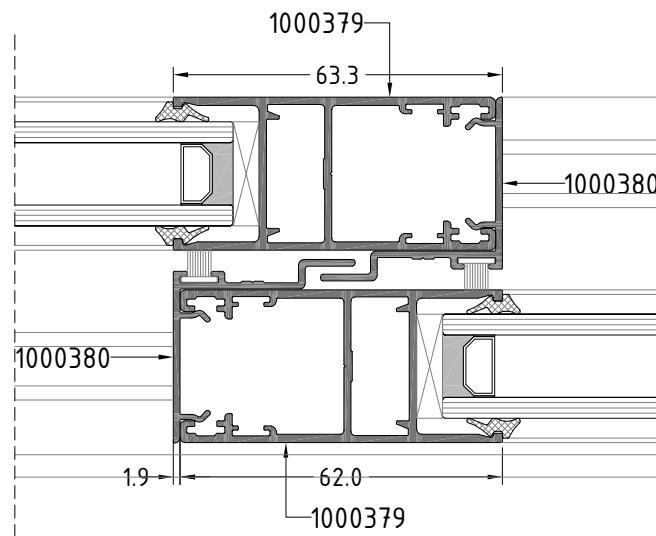
Section C



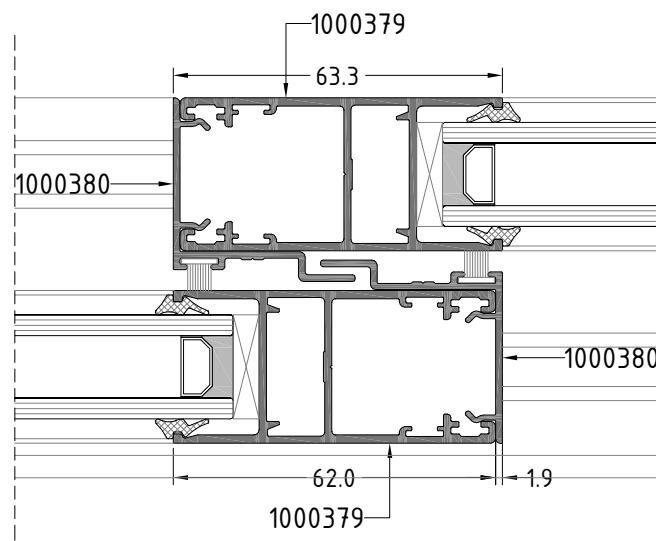
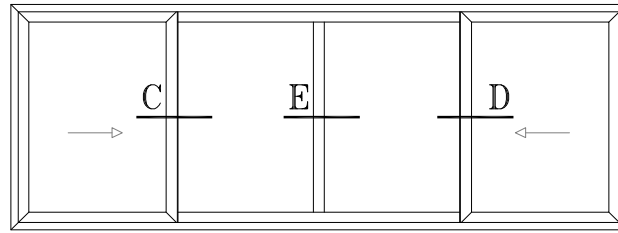
Section D



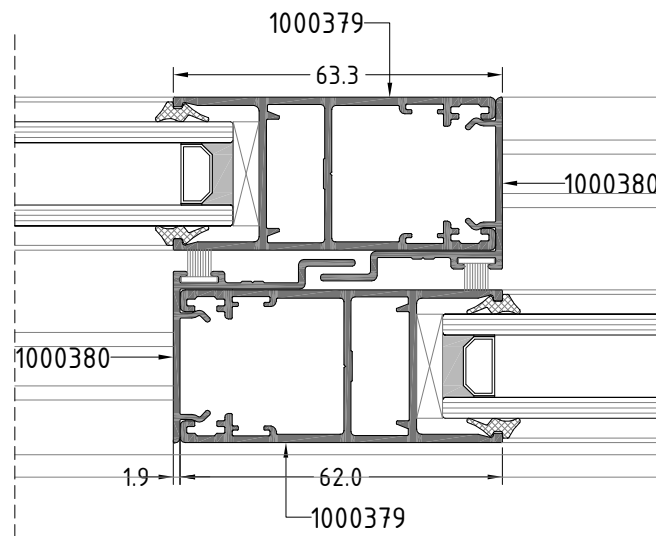
Section E



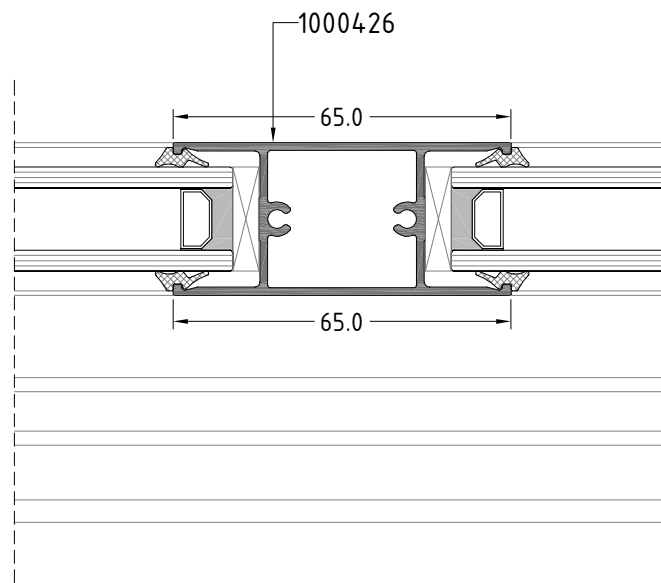
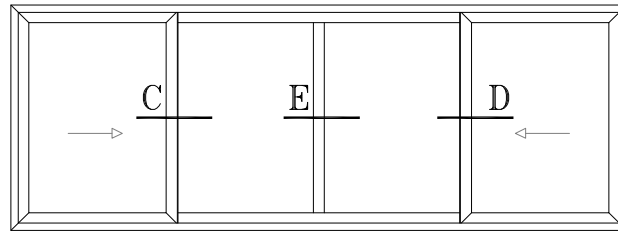
Section F



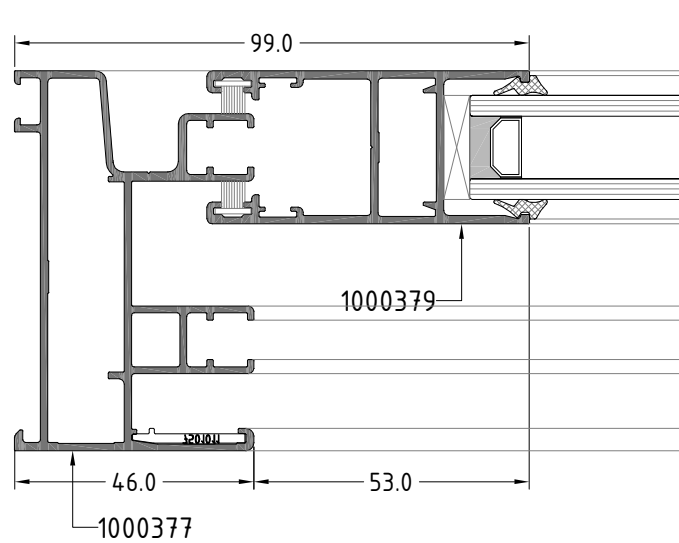
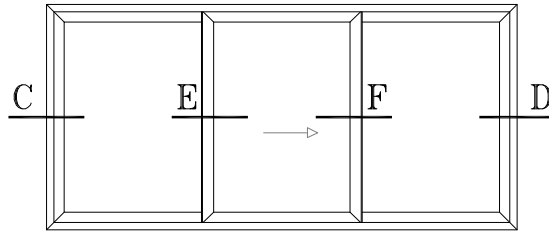
Section C



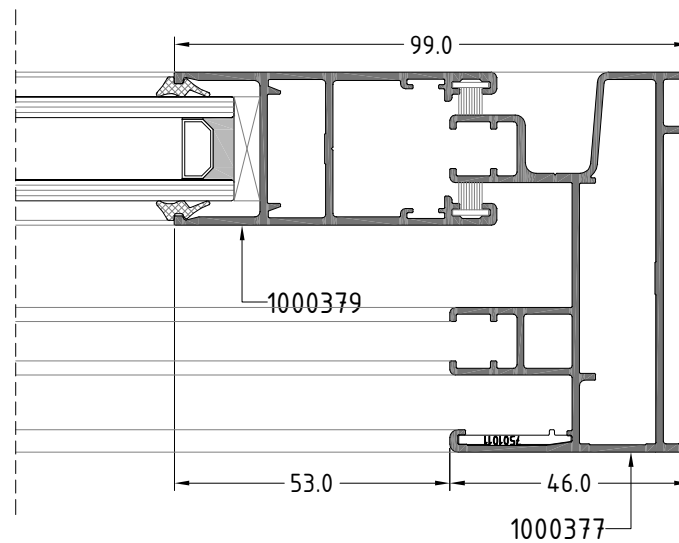
Section D



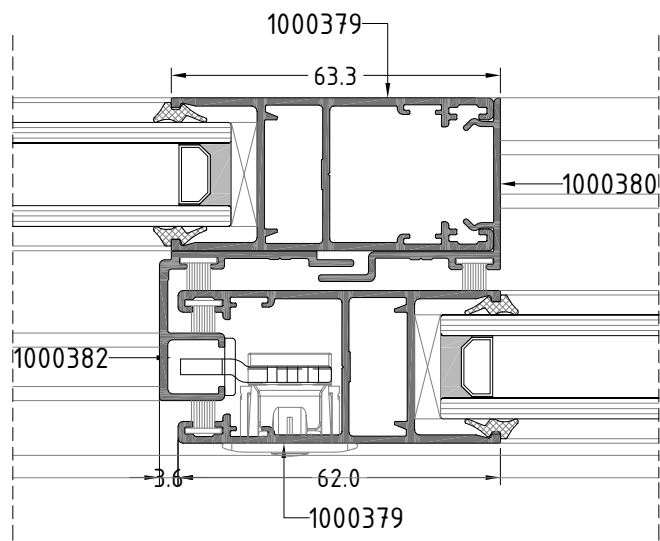
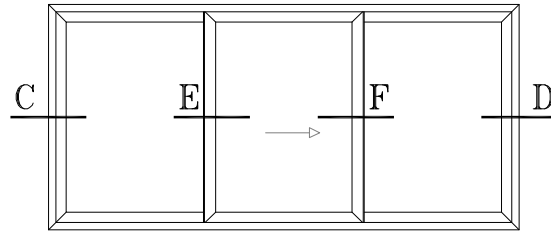
Section E



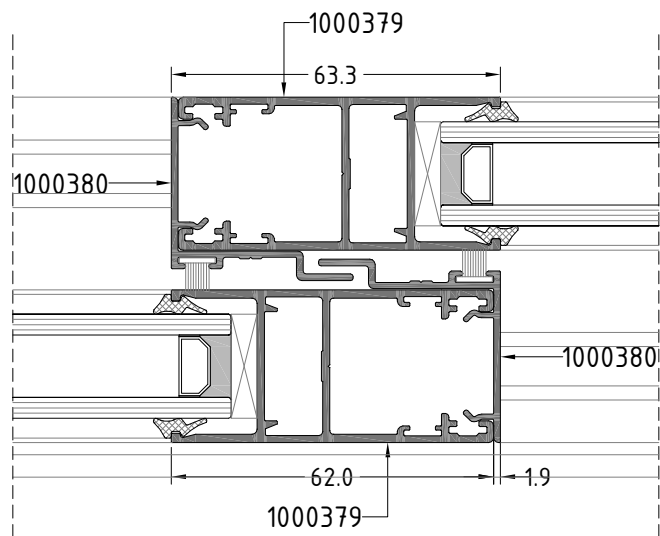
Section C



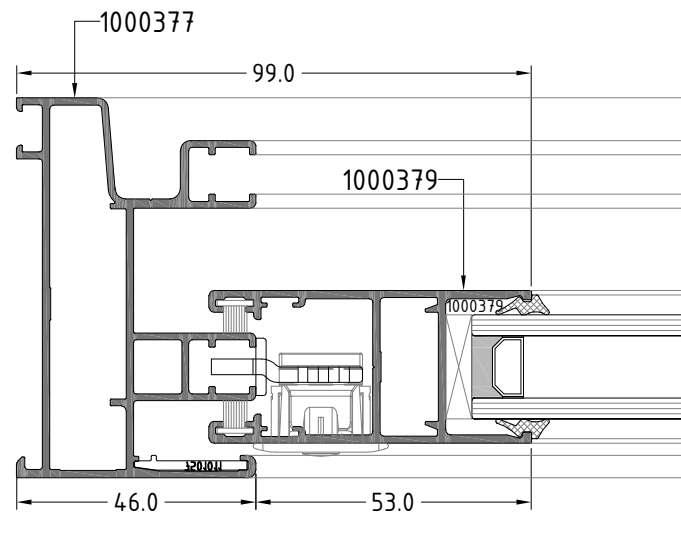
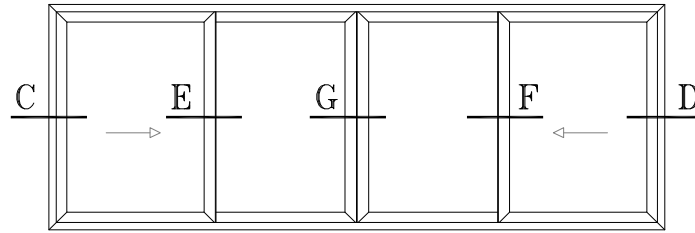
Section D



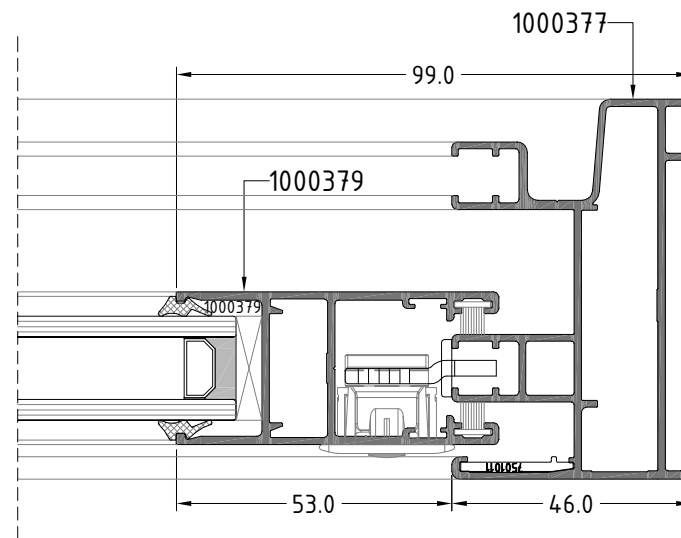
Section E



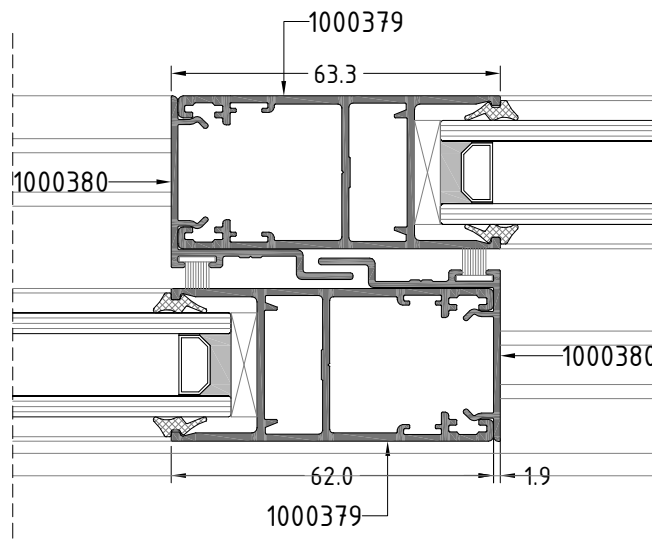
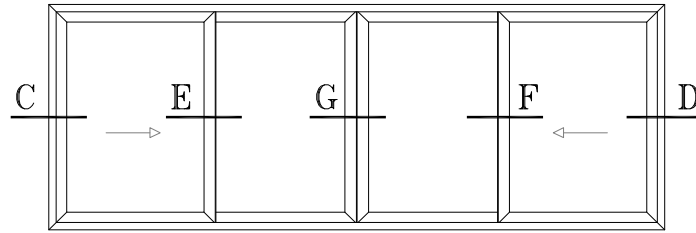
Section F



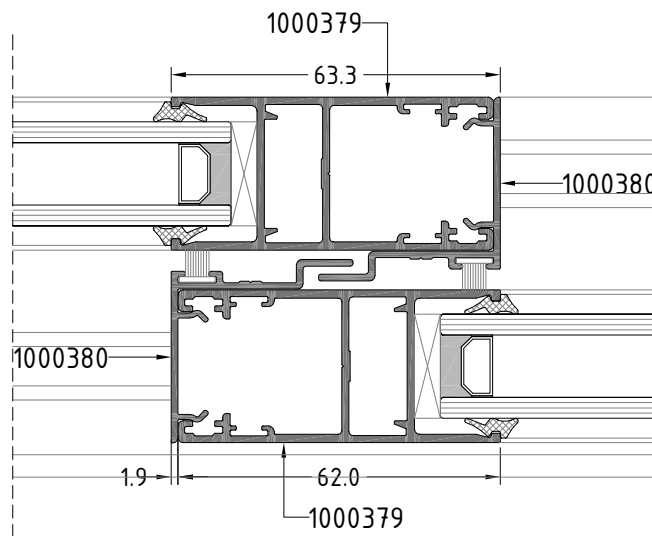
Section C



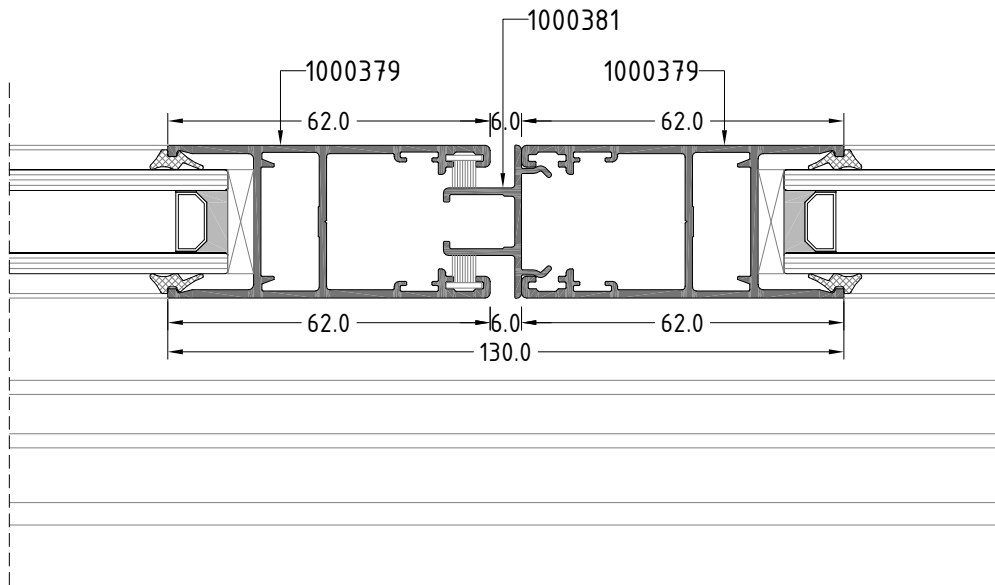
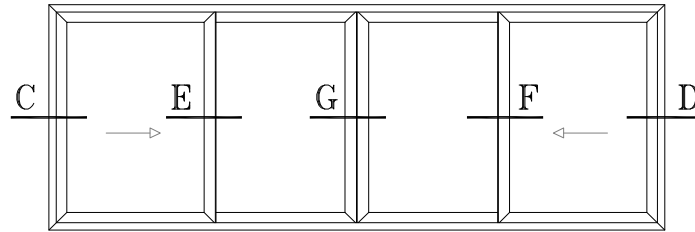
Section D



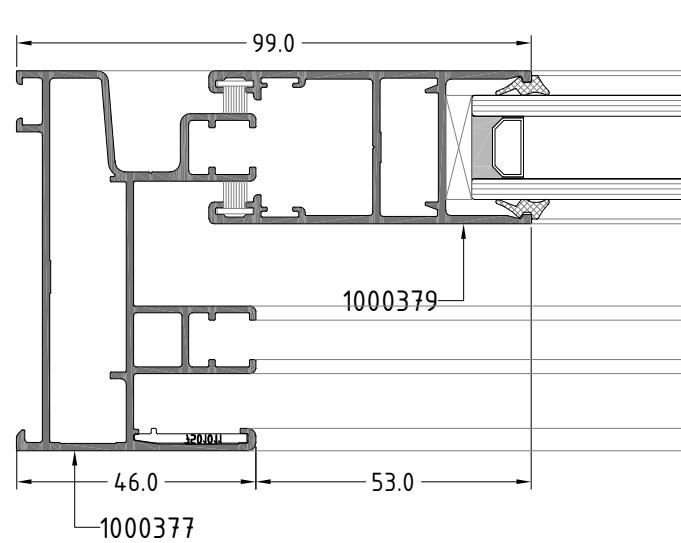
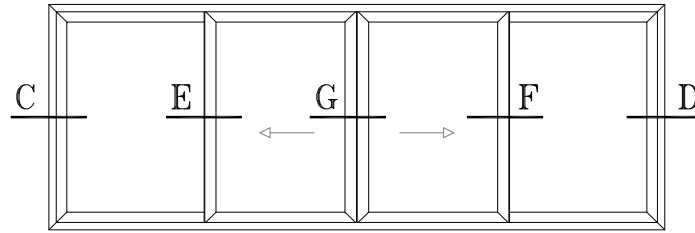
Section E



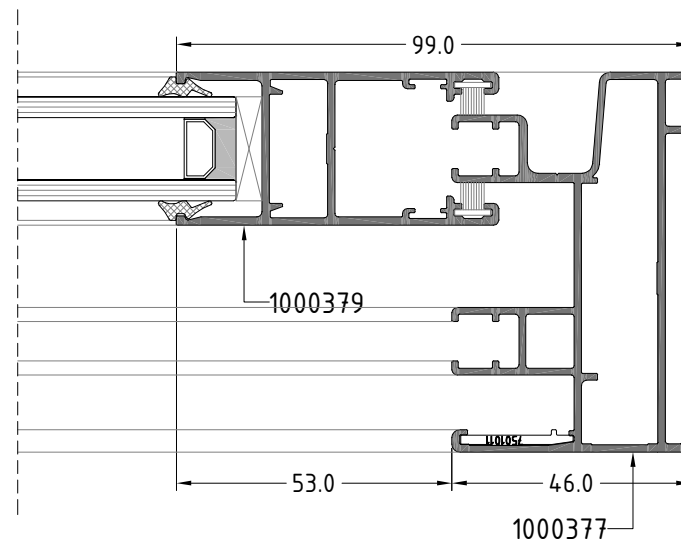
Section F



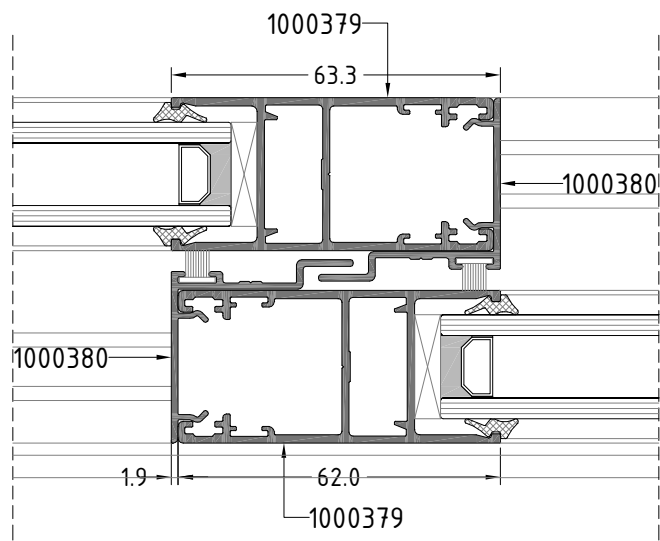
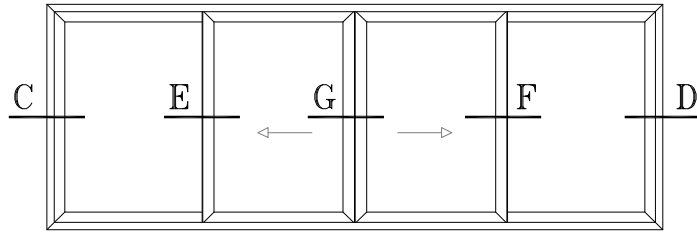
Section G



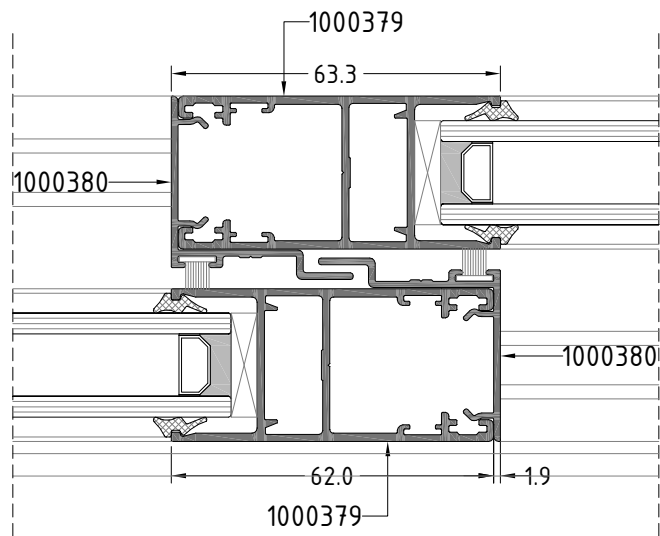
Section C



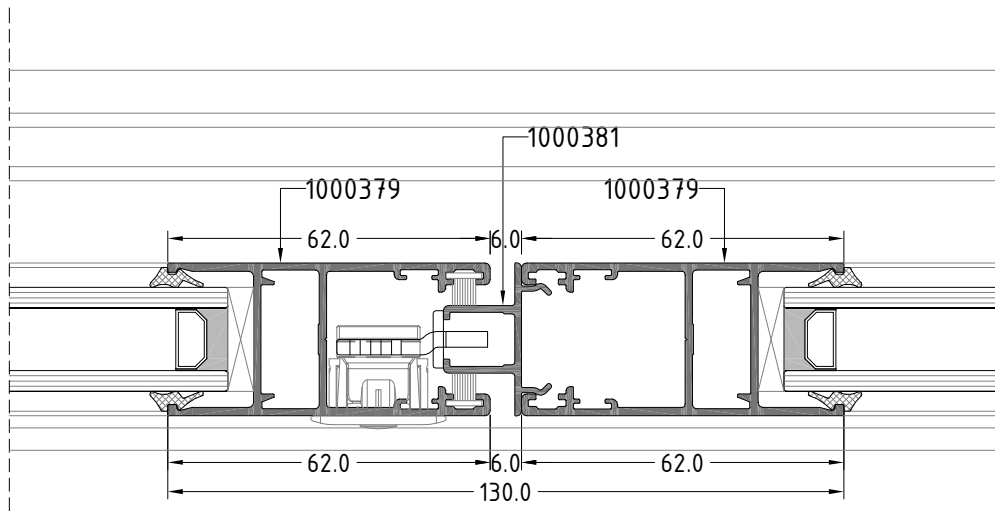
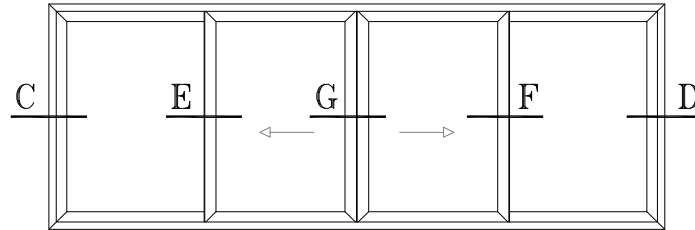
Section D



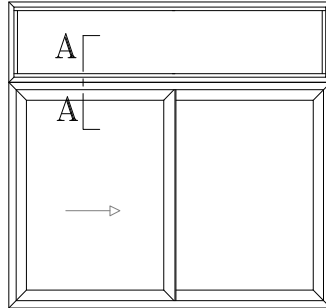
Section E



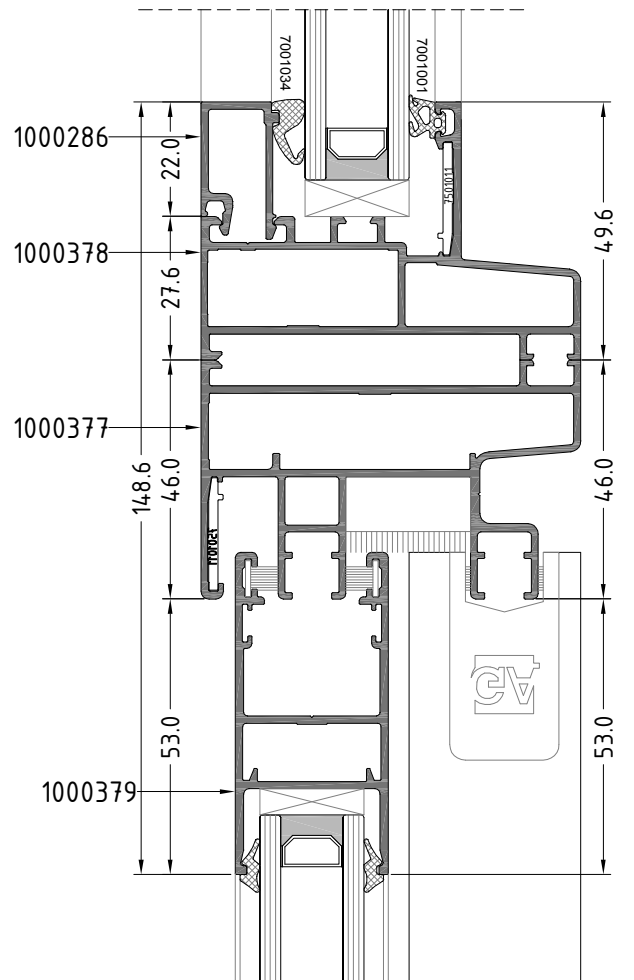
Section F

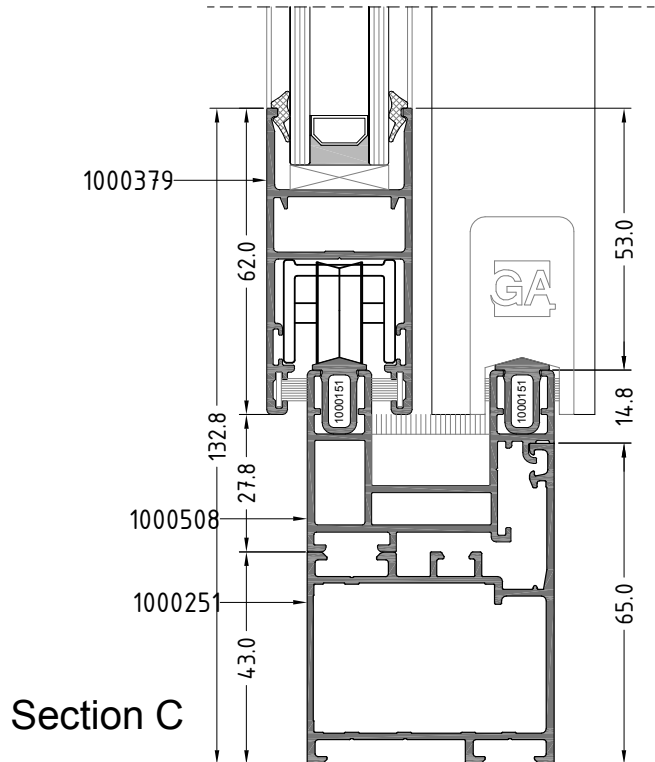
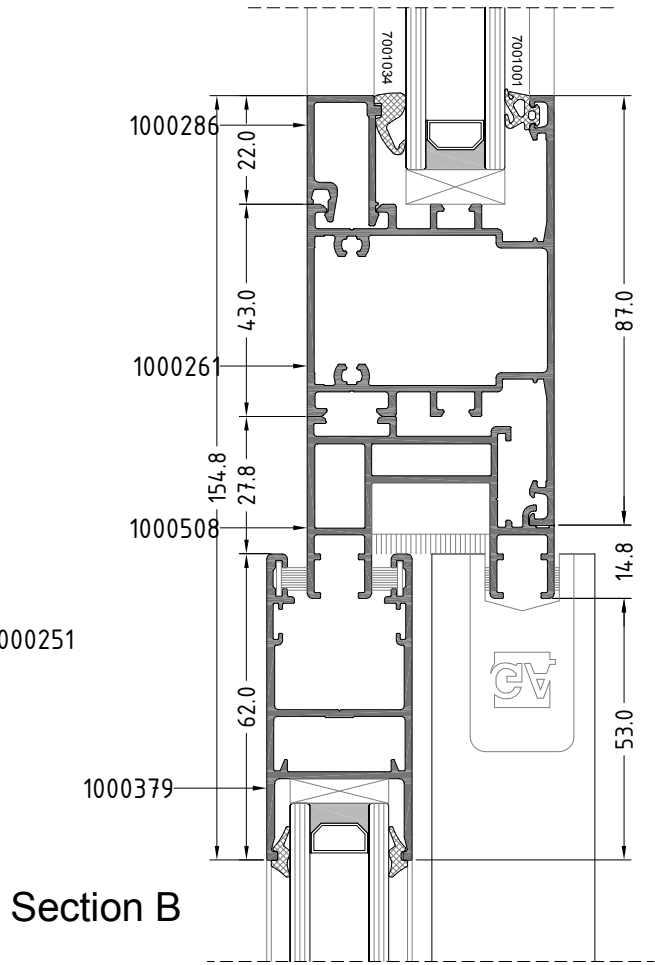
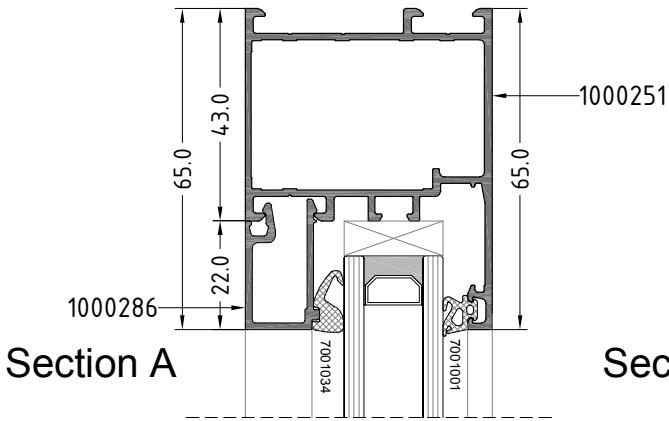
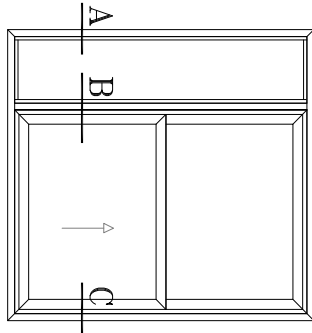


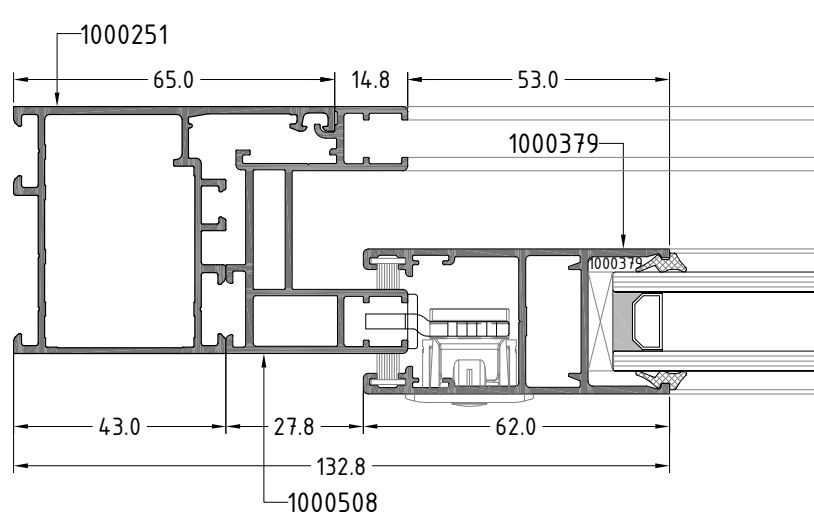
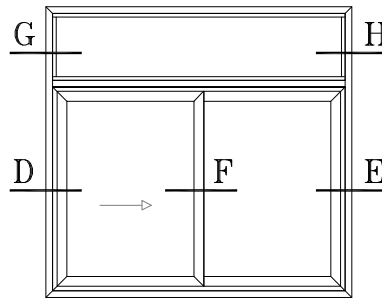
Section G



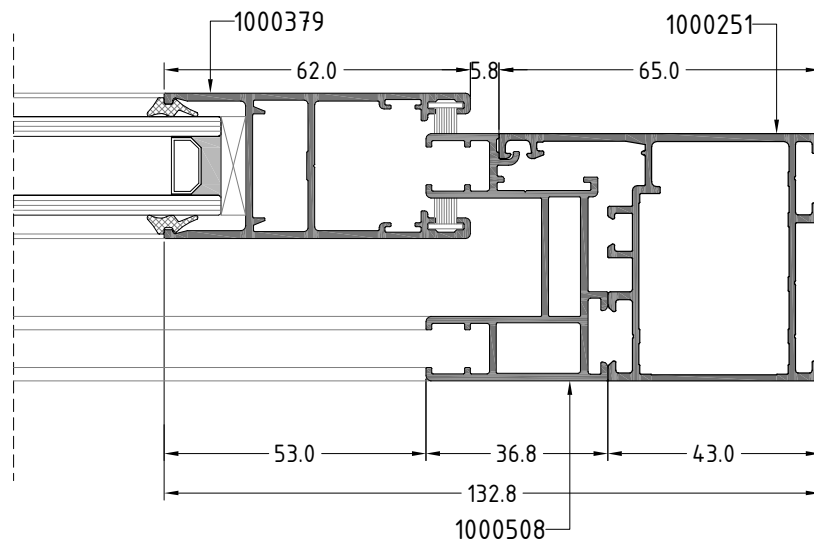
Section A-A



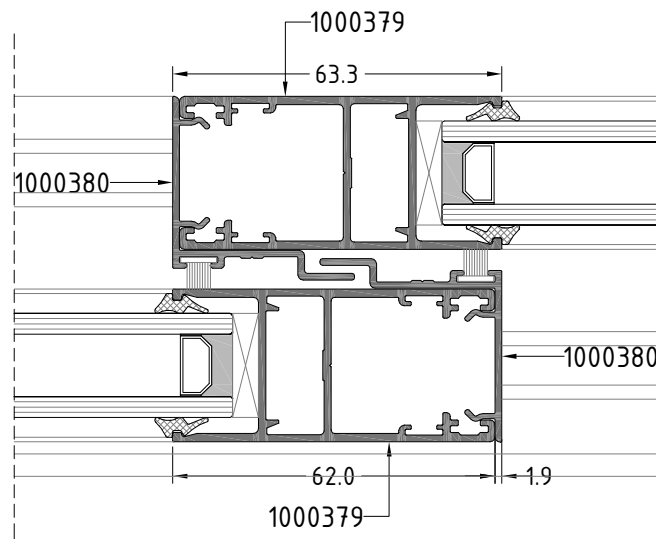
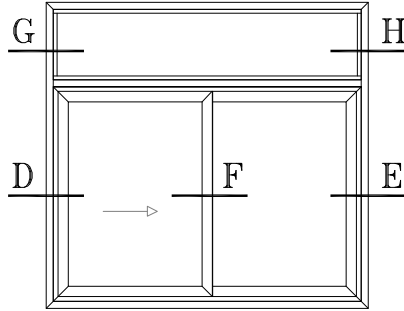




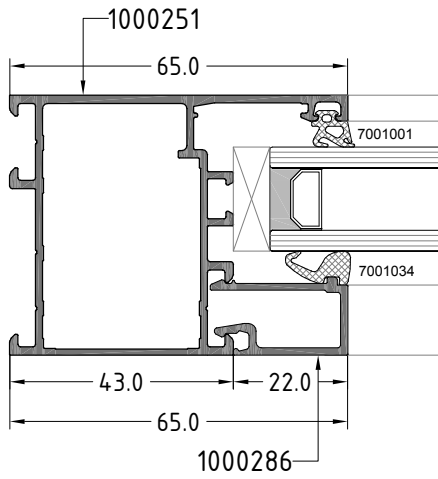
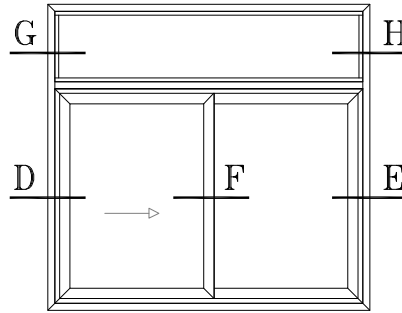
Section D



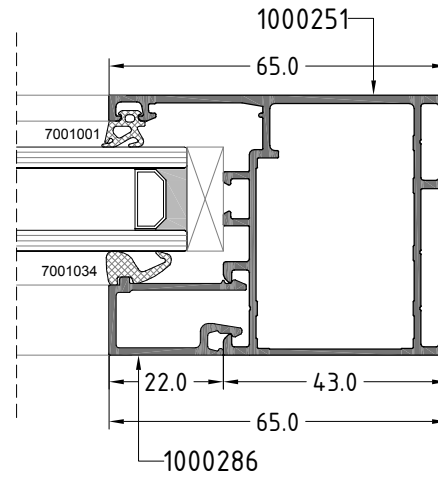
Section E



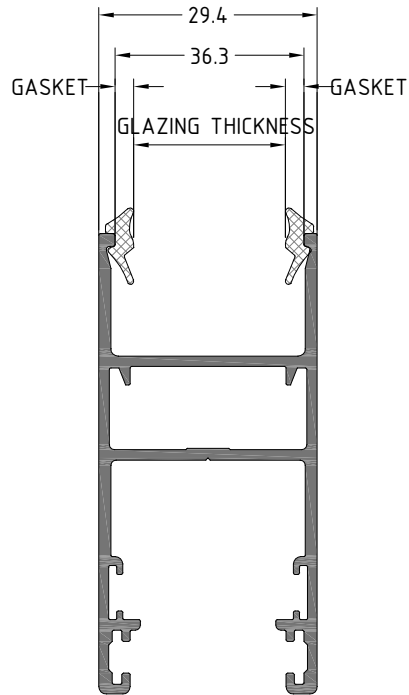
Section F



Section G



Section H



GLAZING THICKNESS	OUTER GLAZING GASKET	INNER GLAZING GASKET	GLAZING GASKET TICK.
20mm.	7001034	7001034	2.7 mm.
22mm.	7001052	7001052	1.7 mm.