

EDITION / VERSİYON  
07/2010

WINDOW AND DOOR  
PENCERE VE KAPI

**SYSTEM 58 C**  
**SİSTEM 58C**



 **Lorenzoline**<sup>®</sup>  
aluminium profile system



# MODERN HARMONY OF SAFETY AND AESTHETICS

## INDEX / İÇİNDEKİLER

<b>Company Information / Hakkımızda</b>	02
<b>Technical Information / Teknik Bilgi</b>	03-08
<b>Profiles / Profiller</b>	09-26
<b>Details / Detaylar</b>	27-66
<b>Glazing Tables / Cam Tabloları</b>	67-70
<b>Accessories / Aksesuarlar</b>	71-76
<b>Cutting Size / Kesim Ölçüsü</b>	77-82
<b>Assembly / Montaj</b>	83-91
<b>Notes / Notlar</b>	92-96



## company information

The company started its work life with copper and lead casting in the 1960s and in the 1980s we started to serve in The Aluminium Sector with a 1200 ton capacity aluminium extrusion press.

KURTOĞLU Aluminium is located in Corlu, approximately 100 km faraway from Istanbul and it operates in 22.000 m2 closed, 11.000 m2 open area.

According to our latest investments the company has become a full modern integrated aluminium extrusion company;

- Increasing its annual production capacity to ~ 34.000 tons,
- Working with ~ 400 qualified employers,
- Using the ISO 9001:2000 Management System.

The company's main production features are described as below:

- Tool Building,
- Aluminium Extrusion Presses, (800 ton , 1460 ton, 1880 ton, 1880 ton , 2100 ton and 2700 ton),
- Anodized Facilities (According to Qualanod Standards), Capacity 91.000 A.
- Powder Coating Facilities (According to Qualicoat Standards),
- Mechanical (CNC Applications) Treatments.

Kurtoglu Aluminium export its products to Switzerland, Germany, Austria, Greece, Cyprus, Bulgaria, Russian Federation, Ukraine, Lithuania, Moldavia, Serbia, Montenegro, Hungary, Iran, Iraq, Armenian, Kazakhstan, Macedonia, Albanian, Romania, Georgian. Using the ISO 9001:2000 Management System as a base Kurtoglu Aluminium continue the drive towards zero defect for all customers.

## firmamız hakkında

Şirketimiz 1960' lı yıllarda Bakır ve Kurşun ile üretim hayatına başlamıştır. 1980 yılında 1200 tonluk Alüminyum Ekstrüzyon presi ile üretim sektörüne girmiştir.

KURTOĞLU Alüminyum İstanbul'a yaklaşık 100 km mesafede Çorlu'da bulunmaktadır. 22.000 m2 kapalı 11.000 m2 açık alanda faaliyetini sürdürmektedir. Son yapılan yatırımlarla şirketimiz modern bir entegre tesise haline ulaşmıştır.

Şirketimizin ana özellikleri aşağıda da belirtilmiştir:

- Yıllık kapasite ~ 34.000 ton,
- Yaklaşık ~ 400 kalifiye eleman,
- ISO 9001:2000 kalite sistemi,
- Qualicoat Belgesi,
- Qualanod Belgesi,
- CE Belgesi,

- Kalıphane Bölümü (Tel erozyon, İşleme Merkezi)
- Alüminyum Ekstrüzyon Presleri; (800 ton, 1460 ton, 1880 ton, 1880 ton, 2100 ton ve 2600 ton),
- Elokstal Tesisi (91.000 Amper)
- Elektrostatik Toz Boya Tesisi
- Mekanik İşlem Bölümü (CNC İşleme Merkezi)

KURTOĞLU Alüminyum ürünleri; İsviçre, Almanya, Avusturya, Yunanistan, Kıbrıs, Bulgaristan, Rusya Federasyonu, Ukrayna, Litvanya, Moldova, Sırbistan, Karadağ, Macaristan, İran, Irak, Ermenistan, Makedonya, Arnavutluk, Romanya ve Gürcistan'a ihraç edilmektedir.

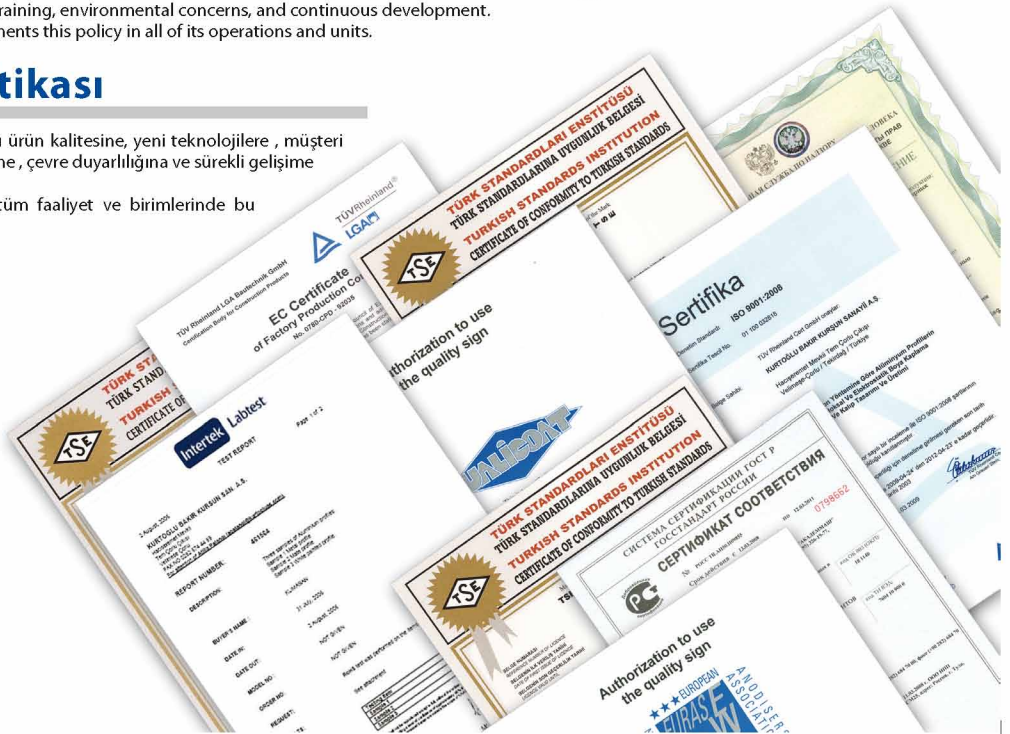
KURTOĞLU ALÜMİNYUM müşterilerine sıfır hata ile hizmet vermeyi temel olarak çalışmalarını sürdürmektedir.

## quality policy

The company's quality policy is based upon the pillars of product quality, state-of-the-art technology, customer satisfaction, training, environmental concerns, and continuous development. Kurtoglu always implements this policy in all of its operations and units.

## kalite politikası

Şirketin kalite politikası ürün kalitesine, yeni teknolojilere , müşteri memnuniyetine, eğitime , çevre duyarlılığına ve sürekli gelişime dayanır. Kurtoglu, her zaman tüm faaliyet ve birimlerinde bu politikayı uygular.



**teknikbilgi**

**technicalinformation**

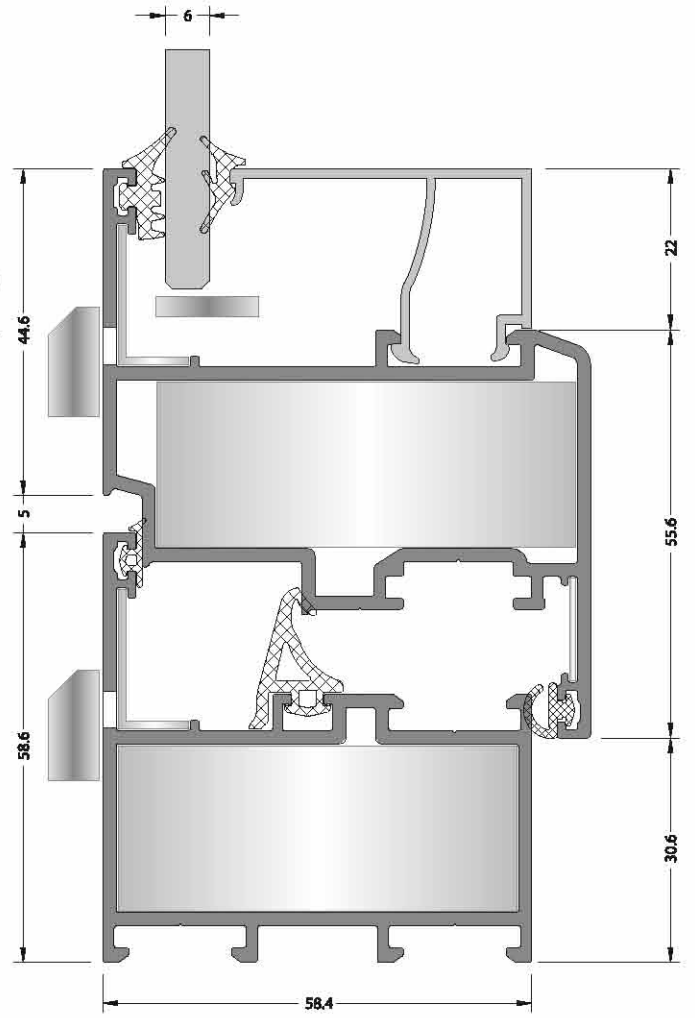
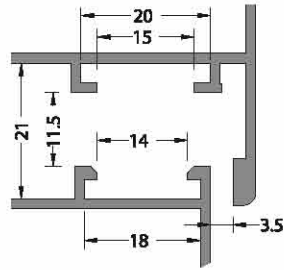


## » SYSTEM 58C / SİSTEM 58C

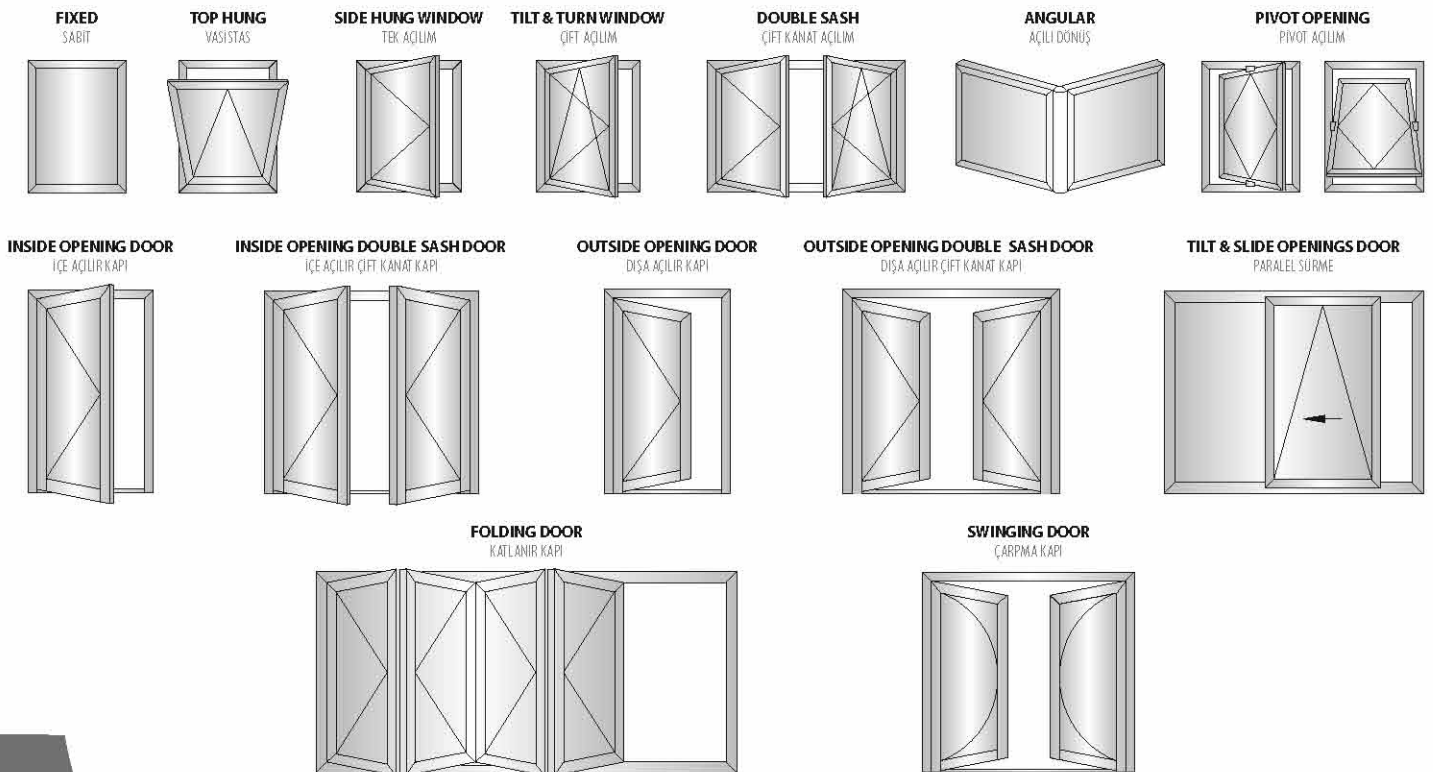
### GENERAL PROPERTIES / GENEL ÖZELLİKLER

- 1- Glazing : from 4 to 24 mm / Cam
- 2- E.P.D.M. sealing Gasket / EPDM Fıtiler
- 3- Efficient drainage of the vent section. / Kanat kesiminde etkili tahliye sistemi
- 4- Efficient chamber for pressure leveling which provides a better watertightness. / Basınç engelleme sistemi sayesinde etkili tahliye
- 5- Central sealing gasket for a better wind and watertightness.  
Tozluk fıtili sayesinde etkili hava ve su geçirmezlik
- 6- Dimension frame : 58 mm / Boyutlar Kasa : 58mm  
vent : 66 mm Kanat : 66 mm
- 7- Corner cleats with pres corner joint. / Köşe birleşimi için pres köşe takozları
- 8- 6060 / 6063 aluminium alloy. / 6060/ 6063 alüminyum alaşım

Euro Groove Section 1  
Avrupa Kanal 1



### OPENING TYPES / DIŞ GÖRÜNÜM AÇILIM ÇEŞİTLERİ

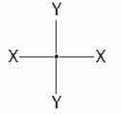


system properties / sistem bilgisi

<b>Construction Depth</b>	* <b>Window</b> : Frame : 58 mm - Vent : 66 mm * <b>Door</b> : Frame : 58 mm - Vent : 66 mm	<b>Derinlik</b>	* <b>Pencere</b> : Kasa : 58 mm - Kanat : 66 mm * <b>Kapı</b> : Kasa : 58 mm - Kanat : 66 mm
<b>Glazing</b>	Glazing from 4 mm up to 24 mm with dry E.P.D.M. Gaskets. The choice of joints and glazing beads depends on the thickness of the glass. According to the tolerances of the glazing either a smaller or bigger joint and or glazing bead is used.	<b>Cam Kalınlığı</b>	Cam kalınlığı E.P.D.M. Fıtil ile birlikte 4mm - 34mm. Bağlantı ve çıta cam kalınlığına göre seçilmelidir. Cam toleransına göre küçük veya büyük bağlantı ve veya cam çıtası kullanılır.
<b>Special Characteristics</b>	Window types : inside , tilt and turn , double casement . Door types : inside door , outside door , double door , Tilt & Slide Openings Door The structural profile walls have a nominal thickness of 1.8 mm. Curved and round windows possible. Special ventilation possibilities.	<b>Karakteristik Özellikler</b>	Pencere Türleri : İçe Açılır , çift açılır , çift kanat . Kapı Türleri : İçe açılır , Dışa açılır , çift kanat kapı , kaldırılır kapılar. Profilin nominal kalınlığı 1.8mm dir. Kavis ve yuvarlak pencere yapma olasılığı. Özel havalandırma olasılığı.
<b>Connections</b>	Pres corner joints can apply for fixing corners. The transoms are fixed with screw through the outer frame.	<b>Bağlantılar</b>	Köşeyi birleştirmek için pres köşe bağlantıları uygulanabilir.. Orta kayıtlar dış kasadan vida atılarak bağlanır.
<b>Gaskets</b>	The opening windows have a central gasket an acoustical gasket and glazing gaskets in E.P.D.M. The central gasket ensures the window is wind and watertight over the complete surface. The acoustic gasket is uninterrupted.	<b>Fıtil</b>	Açılır pencere'de E.P.D.M. Ölan akostik orta fıtil ve cam fıtili kullanılır. Orta fıtil tüm yüzey üzerinde hava ve su geçirmezliği ve Akostik fıtil ise süreklilik sağlar.
<b>Drainage</b>	All window types must be equipped with a drainage system.	<b>Su Tahliye</b>	Tüm pencere sistemleri su tahliye donanımına sahip olmalıdır.

production properties / üretim bilgisi

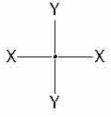
<b>Alloy</b>	The aluminium profiles have been extruded from the alloy AlMgSi 0.5 as F22 according to the EN 12020 . <b>Physical Properties</b> 1. Density : 2.71 Kg / dm <sup>3</sup> 2. Modules of Elasticity : 69 kN / mm <sup>2</sup> 3. Resistivity : 20° 33 n Ω .m 4. Melting point : 600 - 655 °C 5. Linear expansion coefficient : 20 - 100°C μ °C <sup>-1</sup> <b>Mechanical Properties</b> 1. Tensile strength : 220 MPa 2. Yield strength : 190 MPa 3. Elongation : % 10 4. Hardness : 67 Brinell	<b>Alaşım</b>	Alüminyum profiller AlMgSi 0.5 - F22 alaşımından ve EN 12020 standardına göre üretilir. <b>Fiziksel Özellikler</b> 1. Yoğunluk : 2.71 Kg / dm <sup>3</sup> 2. Elastisite Modülü : 69 kN / mm <sup>2</sup> 3. Direnç : 20° 33 n Ω .m 4. Erime Noktası : 600 - 655 °C 5. Genişleme Katsayısı : 20 - 100°C μ °C <sup>-1</sup> <b>Mekanik Özellikler</b> 1. Kopma Dayanıklılığı : 220 MPa 2. Elastisite limiti : 190 MPa 3. Uzama : % 10 4. Sertlik : 67 Brinell
<b>Surface Treatment</b>	<b>Anodising</b> In anodising process, microns of the profiles for the inside and outside use are different. The complete anodisation process takes place in accordance with the specifications of <b>QUALANOD</b> . <b>Electrostatic Powder Coating</b> The thermal break allows the profile to be painted when compounded. On average, the coating thickness is minimally 60 micron. The complete powder coating process takes place in accordance with the specifications of <b>QUALICOAT</b> .	<b>Yüzey İşlem</b>	<b>Eloksal</b> Eloksal prosesinde profil mikronları iç ve dış kullanım için farklıdır. Bütün eloksal prosesi <b>QUALANOD</b> spesifikasyonlarına göre uygulanır. <b>Elektrostatik Toz Boya</b> Isı bariyeri çakıldığında profil boyanabilir. Genel olarak kaplama kalınlığı minimum 60 mikrondur. Bütün toz boya prosesi <b>QUALICOAT</b> spesifikasyonlarına göre uygulanır.



CODE KOD	DRAWING ÇİZİM	THEOREC WEIGHT kg/m TEORİK AĞIRLIK	STATICS STATİK		COVERING SURFACE (cm) KAPLAMA YÜZEYİ	
			Jx (cm <sup>4</sup> )	Jy (cm <sup>4</sup> )	INSIDE	OUTSIDE
58C-101-18		1.068	16.80	4.05	2.75	5.43
58C-102-18		1.185	20.81	9.21	3.95	6.63
58C-104-18		1.383	31.12	21.69	5.98	8.66
58C-124-18		1.225	22.21	19.12	5.98	5.98
58C-201-18		1.245	4.96	28.56	5.56	5.46
58C-202-18		1.360	10.47	35.01	6.76	6.66
58C-204-18		1.558	23.80	50.38	8.79	8.69
58C-205-18		1.558	34.21	37.94	6.62	10.86
58C-206-18		1.683	32.34	65.93	10.07	10.07

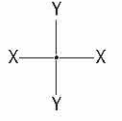
CODE KOD	DRAWING ÇİZİM	THEOREC WEIGHT kg/m TEORİK AĞIRLIK	STATICS STATİK		COVERING SURFACE (cm) KAPLAMA YÜZEYİ	
			Jx (cm <sup>4</sup> )	Jy (cm <sup>4</sup> )	INSIDE	OUTSIDE
58C-207-18		1.683	40.45	55.95	8.00	12.24
58C-301-18		1.243	18.95	8.47	2.68	8.12
58C-306-18		1.310	21.01	12.51	4.10	9.15
58C-302-18		1.360	22.52	16.22	3.85	9.29
58C-304-18		1.558	28.53	37.72	5.88	11.32
58C-305-18		1.842	37.08	89.57	8.79	14.23
58C-401-18		1.918	102.88	40.27	11.26	13.60
58C-402-18		2.309	230.86	52.19	15.26	17.60
58C-403-18		0.938	-	-	1.85	3.40





CODE KOD	DRAWING ÇİZİM	THEOREC WEIGHT kg/m TEORİK AĞIRLIK	STATICS STATİK		COVERING SURFACE (cm) KAPLAMA YÜZEYİ	
			Jx (cm4)	Jy (cm4)	INSIDE	OUTSIDE
58C-404-00		1.139	-	-	3.59	3.98
58C-501-18		1.164	-	-	1.94	7.14
58C-502-18		1.136	-	-	6.55	1.67
58C-503-18		1.217	-	-	7.93	1.27
58C-508-18		1.121	25.5	25.5	12.96	
10-132-020		0.988	15.3	15.3	19.03	
58C-509-00		0.757	-	-	6.28	
58C-510-00		0.500	-	-	5.86	
07-111-00		0.234	-	-	2.78	

CODE KOD	DRAWING ÇİZİM	THEOREC WEIGHT kg/m TEORİK AĞIRLIK	STATICS STATİK		COVERING SURFACE (cm) KAPLAMA YÜZEYİ	
			Jx (cm4)	Jy (cm4)	INSIDE	OUTSIDE
07-112-00		0.149	-	-	1.09	
07-506-013		0.187	-	-	3.90	
07-510-013		0.201	-	-	4.31	
07-512-013		0.201	-	-	4.55	
20-101-00		0.355	-	-	7.13	
07-211-00		0.184	-	-	3.04	
07-102-00		0.325	-	-	5.18	
07-103-00		0.490	-	-	7.02	
07-131-001		0.570	-	-	8.15	8.15



CODE KOD	DRAWING ÇİZİM	THEOREC WEIGHT kg/m TEORİK AĞIRLIK	STATICS STATİK		COVERING SURFACE (cm) KAPLAMA YÜZEYİ	
			Jx (cm <sup>4</sup> )	Jy (cm <sup>4</sup> )	INSIDE	OUTSIDE
08-109-00		0.280	-	-	4.52	
08-110-00		0.265	-	-	4.08	
08-111-00		0.217	-	-	4.43	
08-112-00		0.290	-	-	4.82	
08-113-00		0.299	-	-	5.12	
08-116-00		0.331	-	-	6.02	
08-120-00		0.345	-	-	6.42	
09-904-00		1.411	-	-	-	-
09-101-00		2.570	-	-	-	-

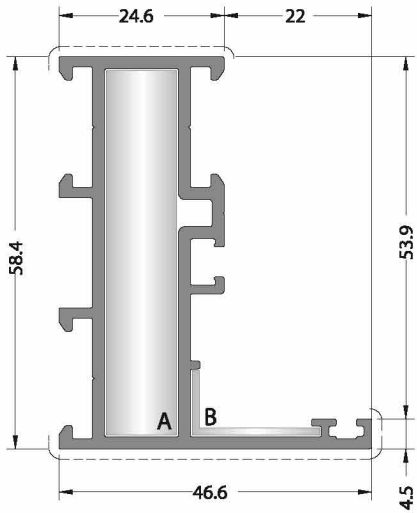
CODE KOD	DRAWING ÇİZİM	THEOREC WEIGHT kg/m TEORİK AĞIRLIK	STATICS STATİK		COVERING SURFACE (cm) KAPLAMA YÜZEYİ	
			Jx (cm <sup>4</sup> )	Jy (cm <sup>4</sup> )	INSIDE	OUTSIDE
09-122-00		3.306	-	-	-	-
09-103-00		3.702	-	-	-	-
09-123-00		4.385	-	-	-	-
09-105-00		5.473	-	-	-	-
09-113-00		7.267	-	-	-	-
09-114-00		8.775	-	-	-	-

The image features a complex abstract composition. On the left side, there are several vertical rectangular blocks of varying shades of gray, from light to dark. These blocks are separated by thin white horizontal lines. Two prominent white curved lines sweep across the entire image from top to bottom, creating a sense of movement and depth. The right side of the image is dominated by a large, dark gray area. Within this dark area, the word "profiller" is written vertically in a white, sans-serif font. Below this dark area, there is a horizontal band of medium gray, and the word "profiles" is written horizontally in a white, sans-serif font. The overall aesthetic is clean, modern, and minimalist, using a grayscale palette and geometric forms.

profiller

profiles





**CODE / KOD**  
**58C-101-18**

**THEORETICAL WEIGHT kg/m**  
*TEORİK AĞIRLIK kg/m*  
**1.068**

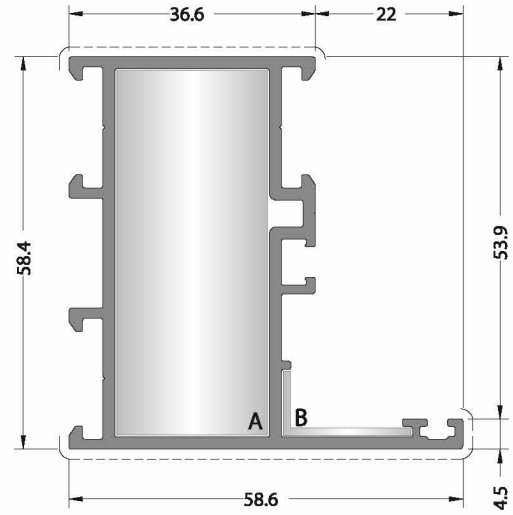
**CORNER JOINT**  
*KÖŞE BAĞLANTI*



**A** CC-101-54.3



**B** EM58-21



**CODE / KOD**  
**58C-102-18**

**THEORETICAL WEIGHT kg/m**  
*TEORİK AĞIRLIK kg/m*  
**1.185**

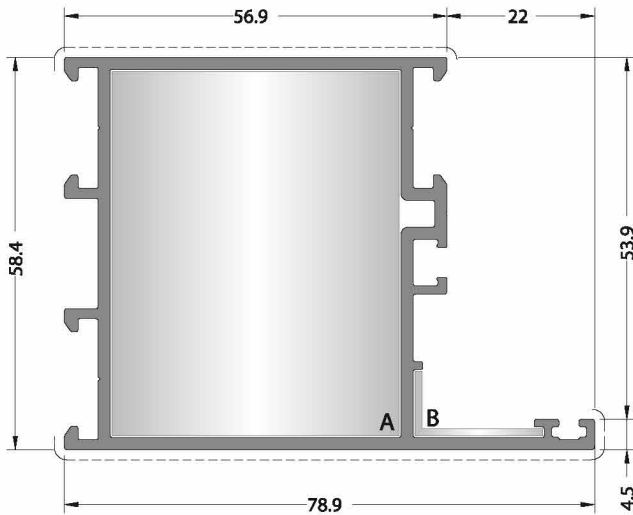
**CORNER JOINT**  
*KÖŞE BAĞLANTI*



**A** CC-103-54.3



**B** EM58-21



**CODE / KOD**  
**58C-104-18**

**THEORETICAL WEIGHT kg/m**  
*TEORİK AĞIRLIK kg/m*  
**1.383**

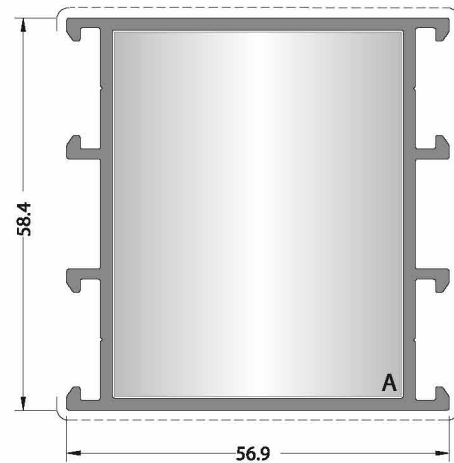
**CORNER JOINT**  
*KÖŞE BAĞLANTI*



**A** CC-105-54.3



**B** EM58-21



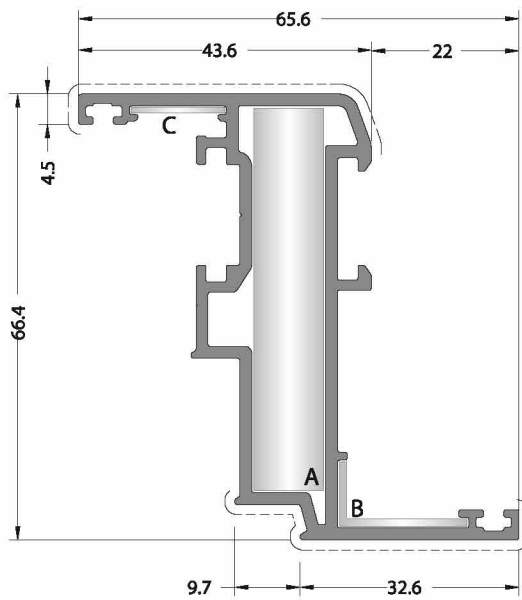
**CODE / KOD**  
**58C-124-18**

**THEORETICAL WEIGHT kg/m**  
*TEORİK AĞIRLIK kg/m*  
**1.225**

**CORNER JOINT**  
*KÖŞE BAĞLANTI*



**A** CC-105-54.3



**CODE / KOD**

**58C-201-18**

**THEORETICAL WEIGHT kg/m**

*TEORİK AĞIRLIK kg/m*

**1.245**

**CORNER JOINT**

*KÖŞE BAĞLANTI*



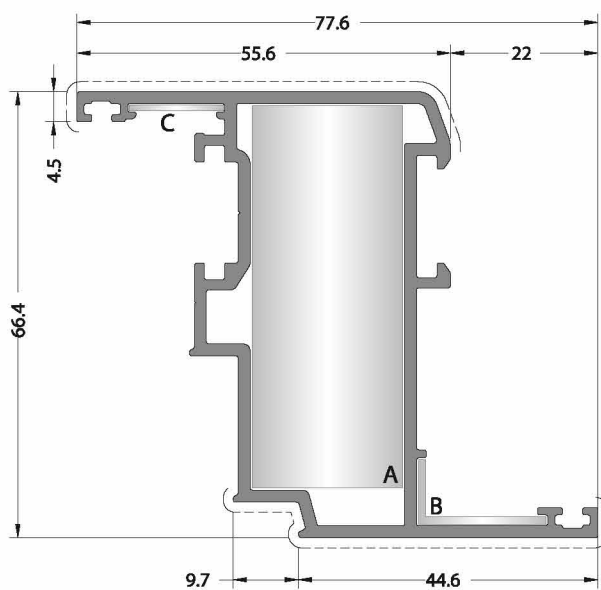
**A** CC-101-57.0



**B** EM58-21



**C** MO 20.1



**CODE / KOD**

**58C-202-18**

**THEORETICAL WEIGHT kg/m**

*TEORİK AĞIRLIK kg/m*

**1.360**

**CORNER JOINT**

*KÖŞE BAĞLANTI*



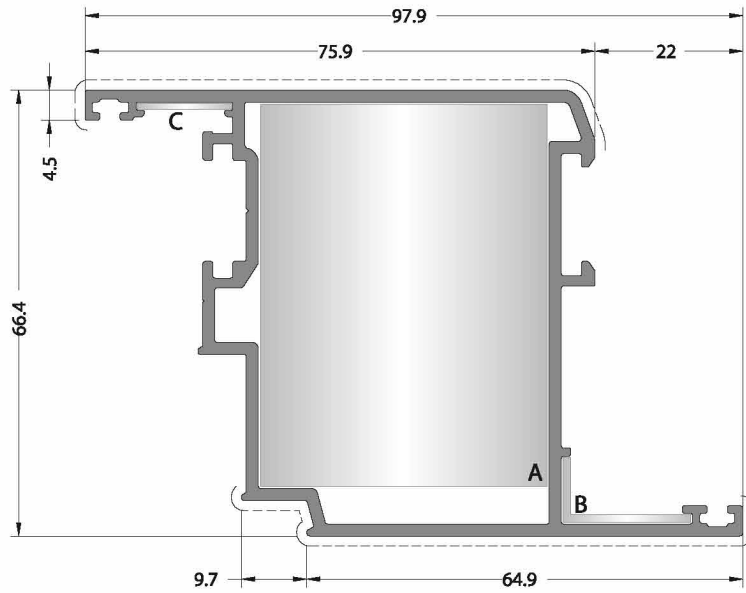
**A** CC-103-57.0



**B** EM58-21



**C** MO 20.1



**CODE / KOD**

**58C-204-18**

**THEORETICAL WEIGHT kg/m**

*TEORİK AĞIRLIK kg/m*

**1.558**

**CORNER JOINT**

*KÖŞE BAĞLANTI*



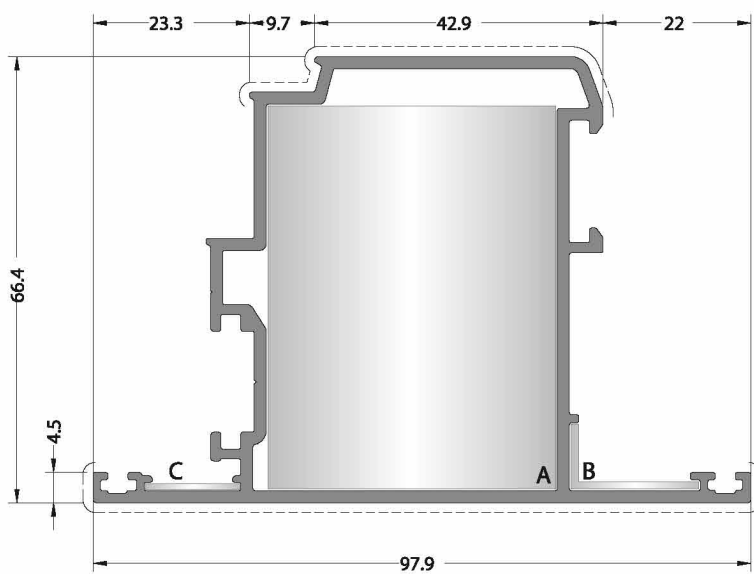
**A** CC-105-57.0



**B** EM58-21



**C** MO 20.1



**CODE / KOD**

**58C-205-18**

**THEORETICAL WEIGHT kg/m**

*TEORİK AĞIRLIK kg/m*

**1.558**

**CORNER JOINT**

*KÖŞE BAĞLANTI*



**A** CC-105-57.0

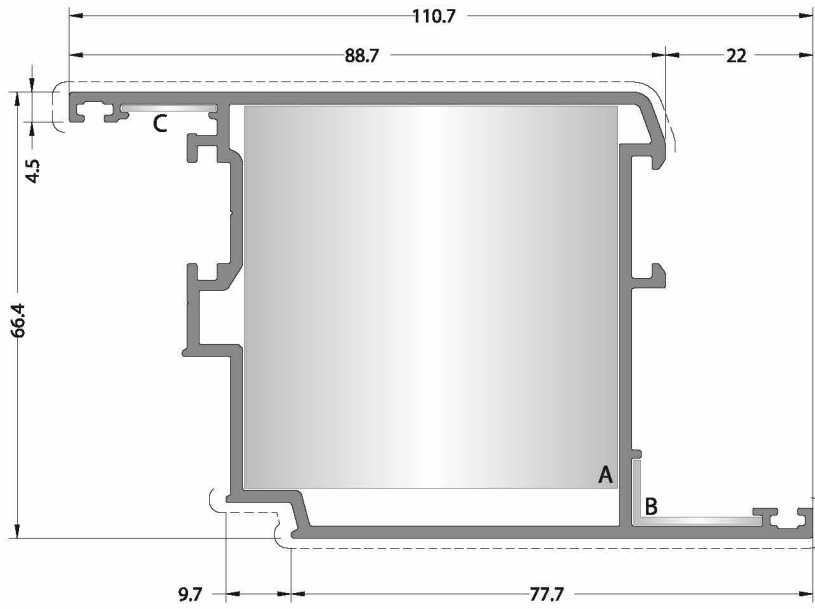


**B** EM58-21



**C** MO 20.1





**CODE / KOD**

**58C-206-18**

**THEORETICAL WEIGHT kg/m**

*TEORİK AĞIRLIK kg/m*

**1.683**

**CORNER JOINT**

*KÖŞE BAĞLANTI*



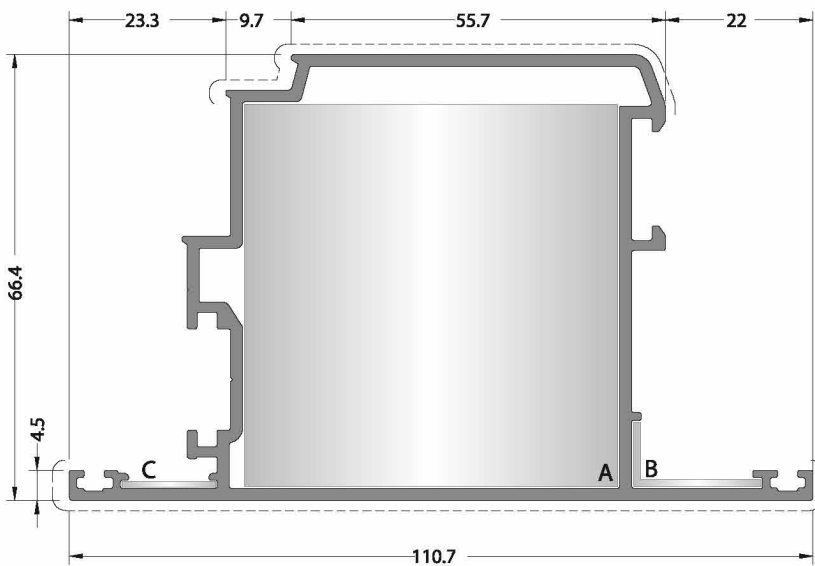
**A** CC-113-57.0



**B** EM58-21



**C** MO 20.1



**CODE / KOD**

**58C-207-18**

**THEORETICAL WEIGHT kg/m**

*TEORİK AĞIRLIK kg/m*

**1.683**

**CORNER JOINT**

*KÖŞE BAĞLANTI*



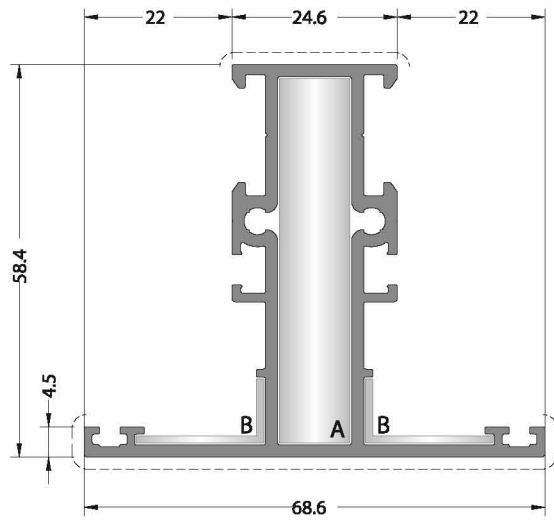
**A** CC-113-57.0



**B** EM58-21



**C** MO 20.1



**CODE / KOD**

**58C-301-18**

**THEORETICAL WEIGHT kg/m**

*TEORİK AĞIRLIK kg/m*

**1.243**

**CORNER JOINT**

*KÖŞE BAĞLANTI*



**A** CC-101-54.3



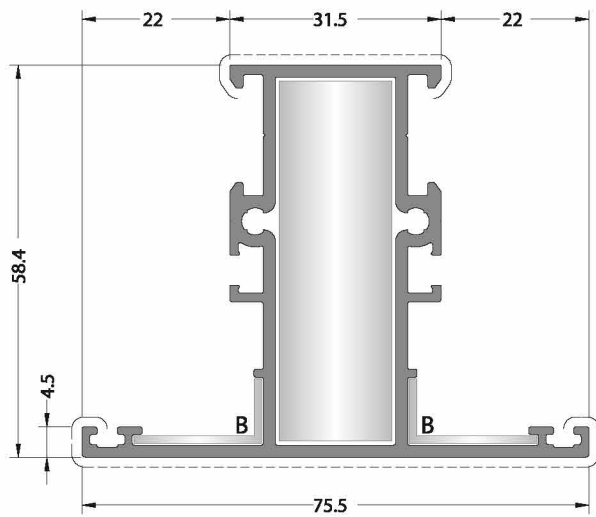
**B** EM58-21

**T JUNCTION**

*ÇEKTİRME BAĞLANTI*



**C** CC-904-10.5



**CODE / KOD**

**58C-306-18**

**THEORETICAL WEIGHT kg/m**

*TEORİK AĞIRLIK kg/m*

**1.310**

**CORNER JOINT**

*KÖŞE BAĞLANTI*



**A** CC-122-54.3



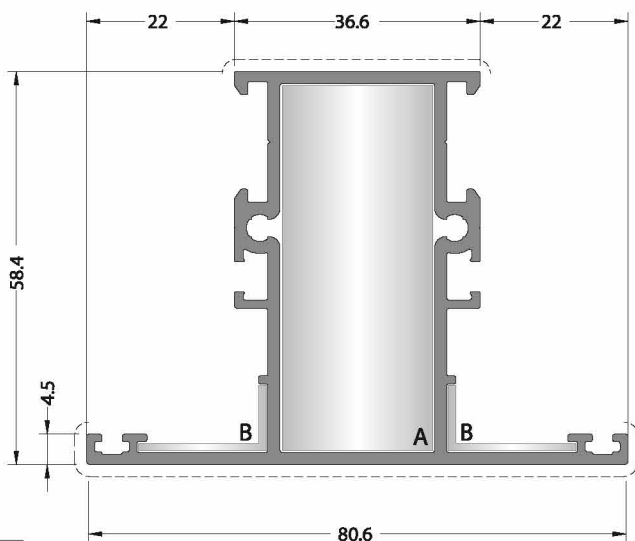
**B** EM58-21

**T JUNCTION**

*ÇEKTİRME BAĞLANTI*



**C** CC-904-17.5



**CODE / KOD**

**58C-302-18**

**THEORETICAL WEIGHT kg/m**

*TEORİK AĞIRLIK kg/m*

**1.360**

**CORNER JOINT**

*KÖŞE BAĞLANTI*



**A** CC-103-54.3



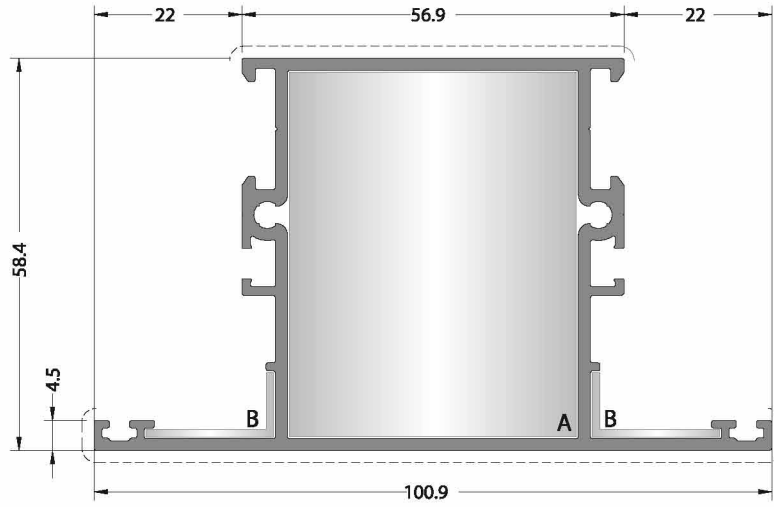
**B** EM58-21

**T JUNCTION**

*ÇEKTİRME BAĞLANTI*



**C** CC-904-22.5



**CODE / KOD**

**58C-304-18**

**THEORETICAL WEIGHT kg/m**

*TEORİK AĞIRLIK kg/m*

**1.558**

**CORNER JOINT**

*KÖŞE BAĞLANTI*



**A** CC-105-54.3



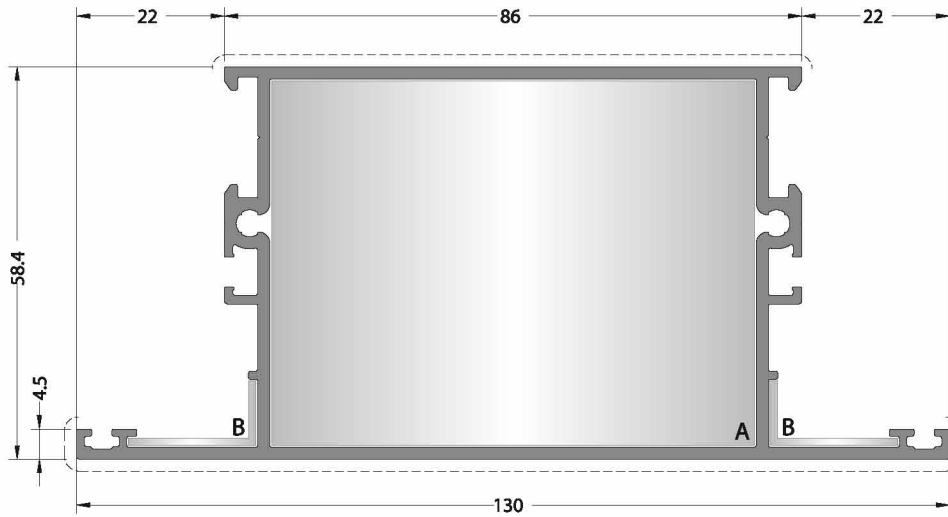
**B** EM58-21

**T JUNCTION**

*ÇEKTİRME BAĞLANTI*



**A** CC-904-42.8



**CODE / KOD**

**58C-305-18**

**THEORETICAL WEIGHT kg/m**

*TEORİK AĞIRLIK kg/m*

**1.842**

**CORNER JOINT**

*KÖŞE BAĞLANTI*



**A** CC-114-54.3



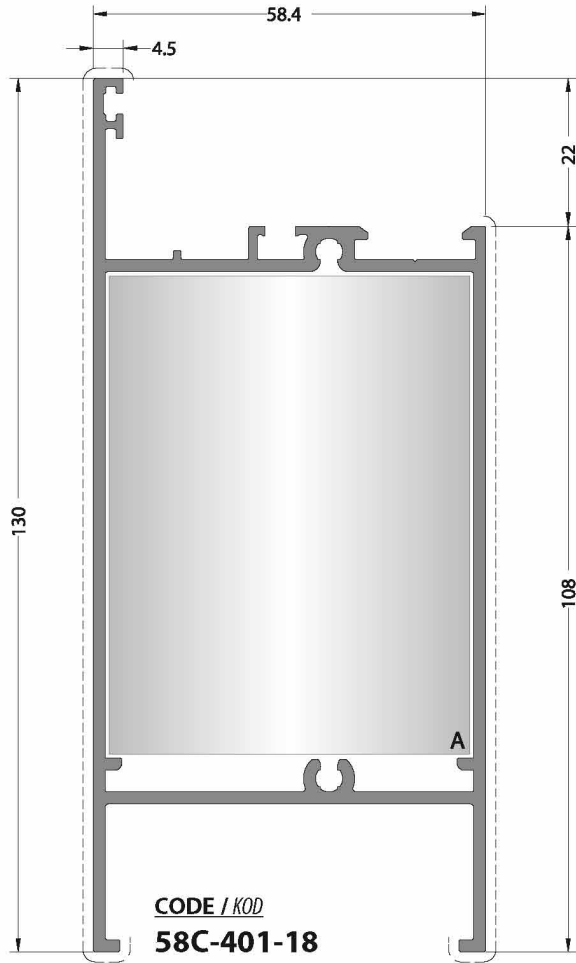
**B** EM58-21

**T JUNCTION**

*ÇEKTİRME BAĞLANTI*



**A** CC-904-71.9



CODE / KOD

**58C-401-18**

THEORETICAL WEIGHT kg/m

TEORİK AĞIRLIK kg/m

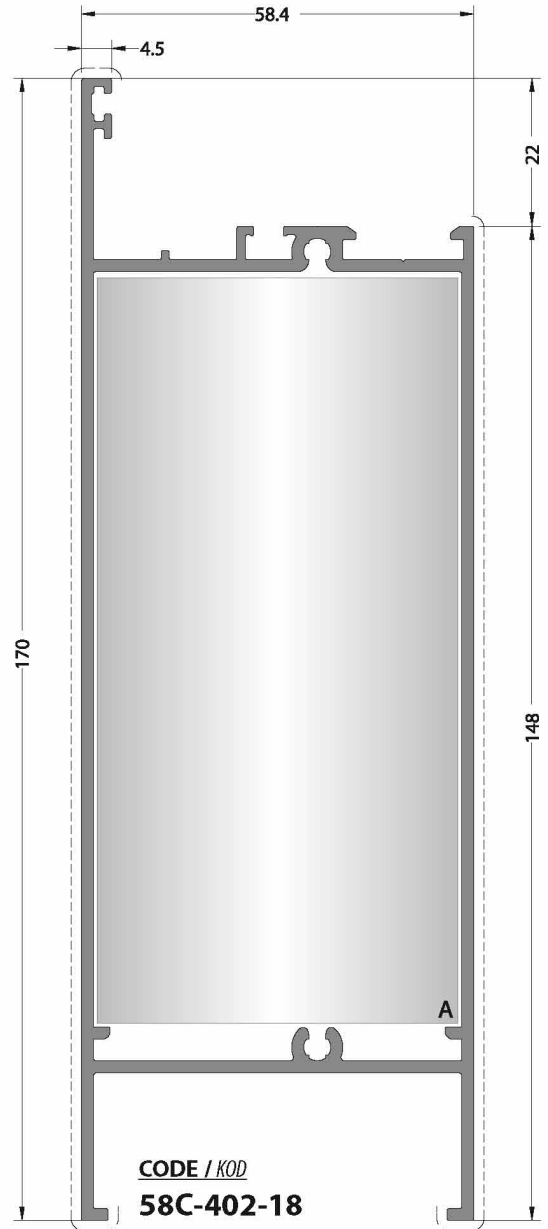
**1.918**

T JUNCTION

ÇEKTİRME BAĞLANTI



A CC-904-71.9



CODE / KOD

**58C-402-18**

THEORETICAL WEIGHT kg/m

TEORİK AĞIRLIK kg/m

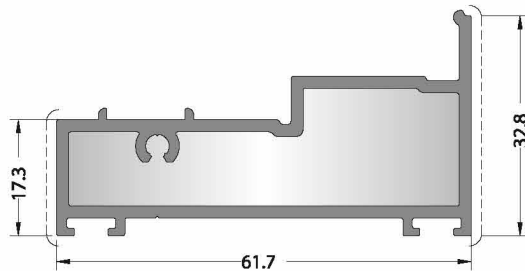
**2.309**

T JUNCTION

ÇEKTİRME BAĞLANTI



A CC-904-111.9



CODE / KOD

**58C-403-18**

THEORETICAL WEIGHT kg/m

TEORİK AĞIRLIK kg/m

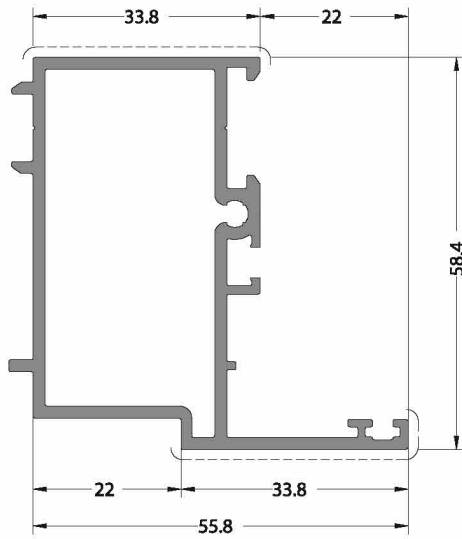
**0.938**

ADAPTER CUP

ADAPTÖR KAPAĞI



EM58C-403



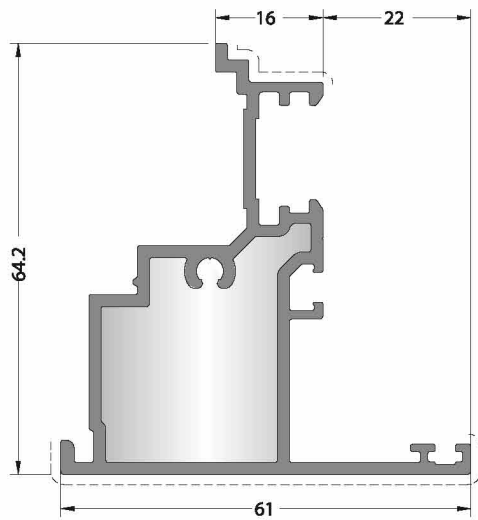
**CODE / KOD**

**58C-404-00**

**THEORETICAL WEIGHT kg/m**

*TEORİK AĞIRLIK kg/m*

**1.139**



**CODE / KOD**

**58C-501-18**

**THEORETICAL WEIGHT kg/m**

*TEORİK AĞIRLIK kg/m*

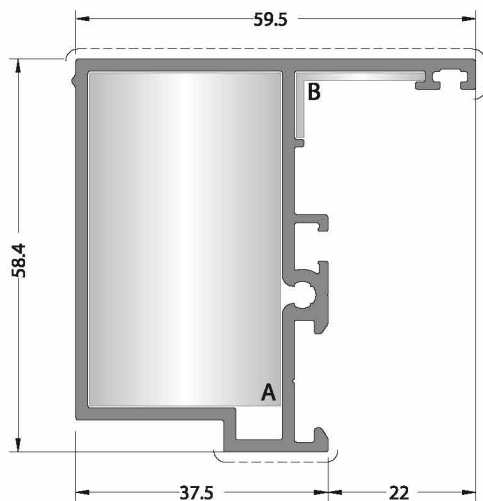
**1.164**

**ADAPTER CAP**

*ADAPTÖR KAPAĞI*



EM58C-501



**CODE / KOD**

**58C-502-18**

**THEORETICAL WEIGHT kg/m**

*TEORİK AĞIRLIK kg/m*

**1.136**

**EXTRUDED CORNER JOINT**

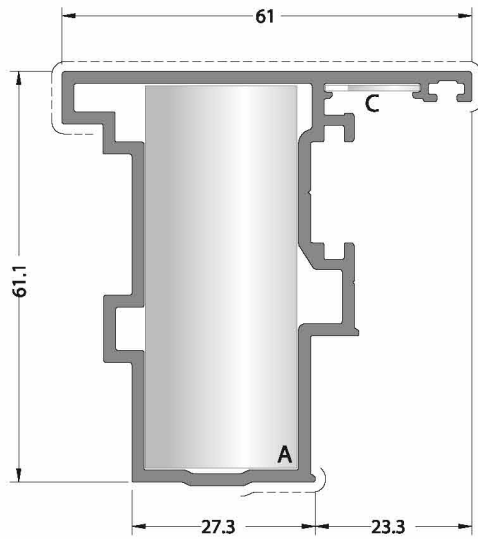
*KÖŞE BAĞLANTI*



A CC-123-49.6



B EM58-21



**CODE / KOD**

**58C-503-18**

**THEORETICAL WEIGHT kg/m**

*TEORİK AĞIRLIK kg/m*

**1.217**

**EXTRUDED CORNER JOINT**

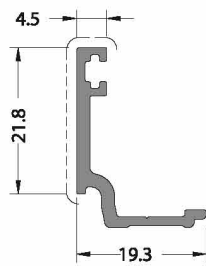
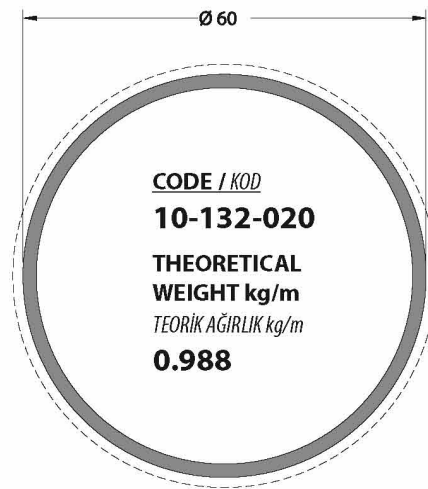
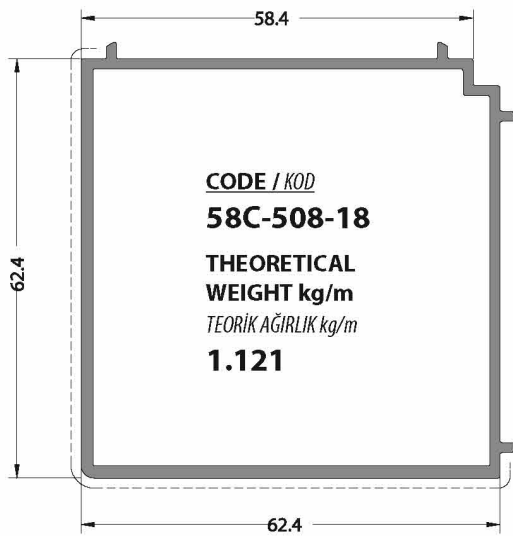
*KÖŞE BAĞLANTI*



**A CC-103-57.0**



**C MO 20.1**



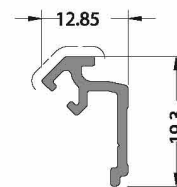
**CODE / KOD**

**07-111-00**

**THEORETICAL WEIGHT kg/m**

*TEORİK AĞIRLIK kg/m*

**0.234**



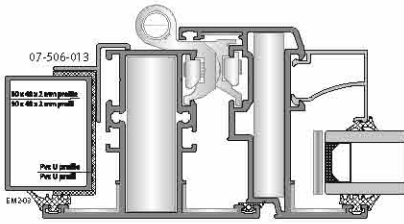
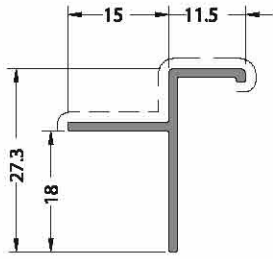
**CODE / KOD**

**07-112-00**

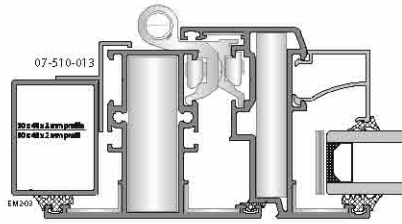
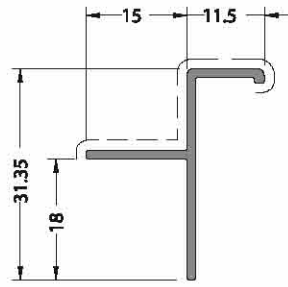
**THEORETICAL WEIGHT kg/m**

*TEORİK AĞIRLIK kg/m*

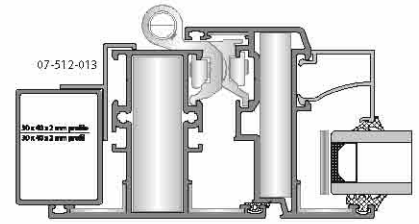
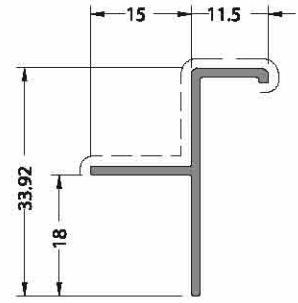
**0.149**



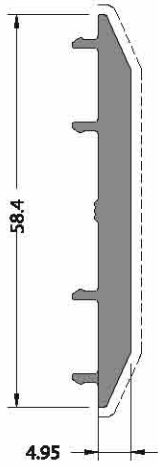
**CODE / KOD**  
**07-506-013**  
**THEORETICAL WEIGHT kg/m**  
 TEORİK AĞIRLIK kg/m  
**0.187**



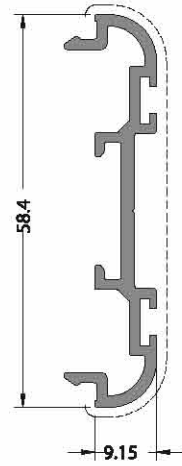
**CODE / KOD**  
**07-510-013**  
**THEORETICAL WEIGHT kg/m**  
 TEORİK AĞIRLIK kg/m  
**0.201**



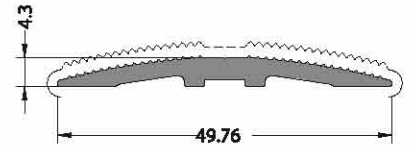
**CODE / KOD**  
**07-512-013**  
**THEORETICAL WEIGHT kg/m**  
 TEORİK AĞIRLIK kg/m  
**0.210**



**CODE / KOD**  
**58C-509-00**  
**THEORETICAL WEIGHT kg/m**  
 TEORİK AĞIRLIK kg/m  
**0.757**

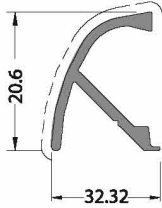


**CODE / KOD**  
**58C-510-00**  
**THEORETICAL WEIGHT kg/m**  
 TEORİK AĞIRLIK kg/m  
**0.500**



**CODE / KOD**  
**20-101-00**  
**THEORETICAL WEIGHT kg/m**  
 TEORİK AĞIRLIK kg/m  
**0.355**





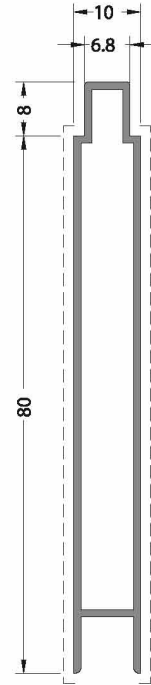
**CODE / KOD**

**07-211-00**

**THEORETICAL WEIGHT kg/m**

*TEORİK AĞIRLIK kg/m*

**0.184**



**CODE / KOD**

**07-131-011**

**THEORETICAL WEIGHT kg/m**

*TEORİK AĞIRLIK kg/m*

**0.570**

**CODE / KOD**

**07-102-00**

**THEORETICAL WEIGHT kg/m**

*TEORİK AĞIRLIK kg/m*

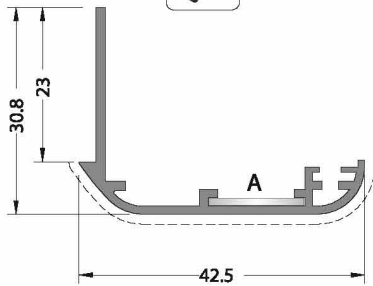
**0.325**

**CORNER JOINT**

*KÖŞE BAĞLANTI*



**A MO 20.1**



**CODE / KOD**

**07-103-00**

**THEORETICAL WEIGHT kg/m**

*TEORİK AĞIRLIK kg/m*

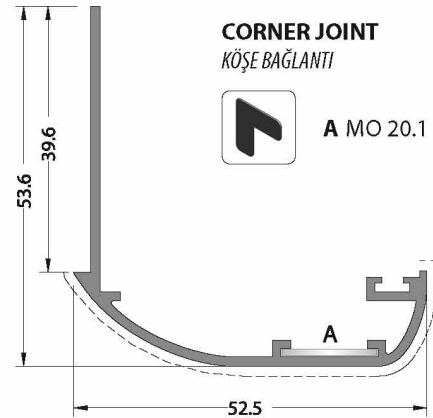
**0.490**

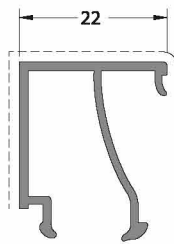
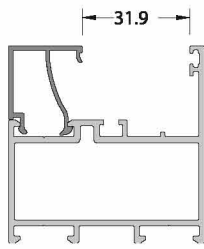
**CORNER JOINT**

*KÖŞE BAĞLANTI*



**A MO 20.1**





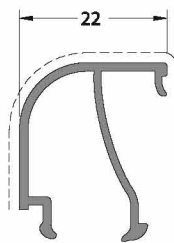
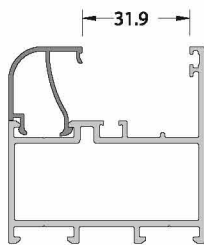
**CODE / KOD**

**08-109-00**

**THEORETICAL  
WEIGHT kg/m**

*TEORİK AĞIRLIK kg/m*

**0.280**



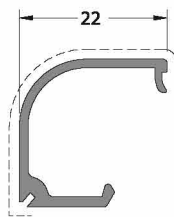
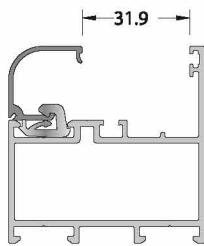
**CODE / KOD**

**08-110-00**

**THEORETICAL  
WEIGHT kg/m**

*TEORİK AĞIRLIK kg/m*

**0.265**



**CODE / KOD**

**08-111-00**

**THEORETICAL  
WEIGHT kg/m**

*TEORİK AĞIRLIK kg/m*

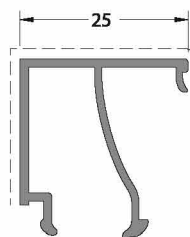
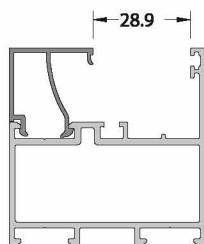
**0.217**

**PVC ADAPTER**

*PVC ADAPTÖR*



EM08-111



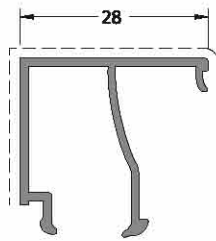
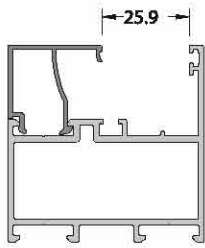
**CODE / KOD**

**08-112-00**

**THEORETICAL  
WEIGHT kg/m**

*TEORİK AĞIRLIK kg/m*

**0.290**



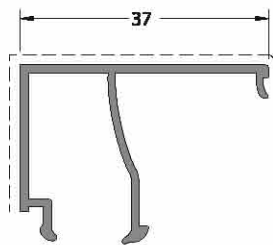
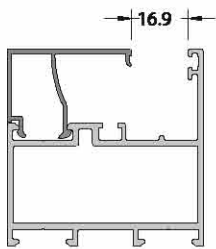
CODE / KOD

**08-113-00**

**THEORETICAL  
WEIGHT kg/m**

*TEORİK AĞIRLIK kg/m*

**0.299**



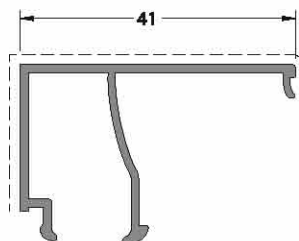
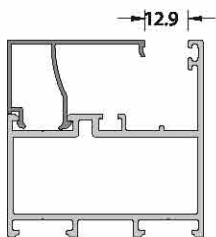
CODE / KOD

**08-116-00**

**THEORETICAL  
WEIGHT kg/m**

*TEORİK AĞIRLIK kg/m*

**0.331**



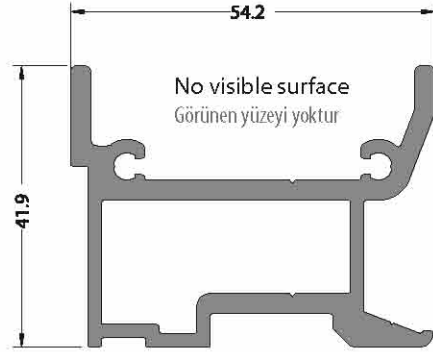
CODE / KOD

**08-120-00**

**THEORETICAL  
WEIGHT kg/m**

*TEORİK AĞIRLIK kg/m*

**0.345**




**CODE / KOD**

**09-904-00**

**THEORETICAL  
WEIGHT kg/m**

*TEORİK AĞIRLIK kg/m*

**1.411**




**CODE / KOD**

**09-101-00**

**THEORETICAL  
WEIGHT kg/m**

*TEORİK AĞIRLIK kg/m*

**2.570**



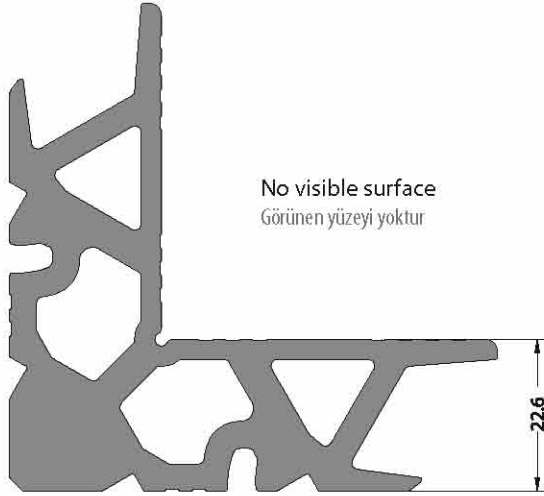
**CODE / KOD**

**09-122-00**

**THEORETICAL  
WEIGHT kg/m**

*TEORİK AĞIRLIK kg/m*

**3.306**



No visible surface  
Görünen yüzeyi yoktur

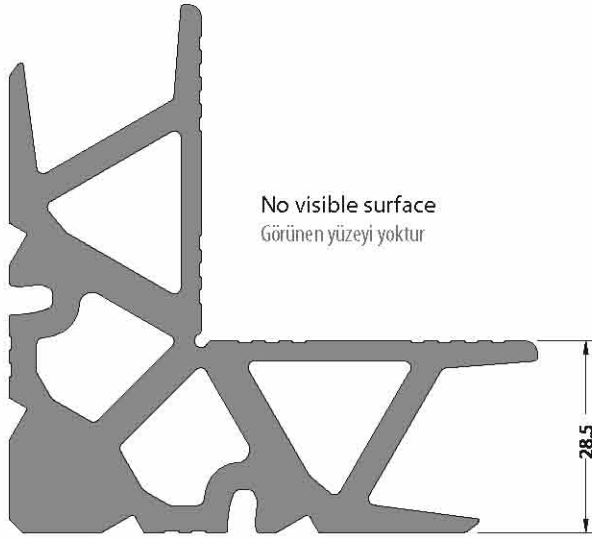
**CODE / KOD**

**09-103-00**

**THEORETICAL  
WEIGHT kg/m**

*TEORİK AĞIRLIK kg/m*

**3.702**



No visible surface  
Görünen yüzeyi yoktur

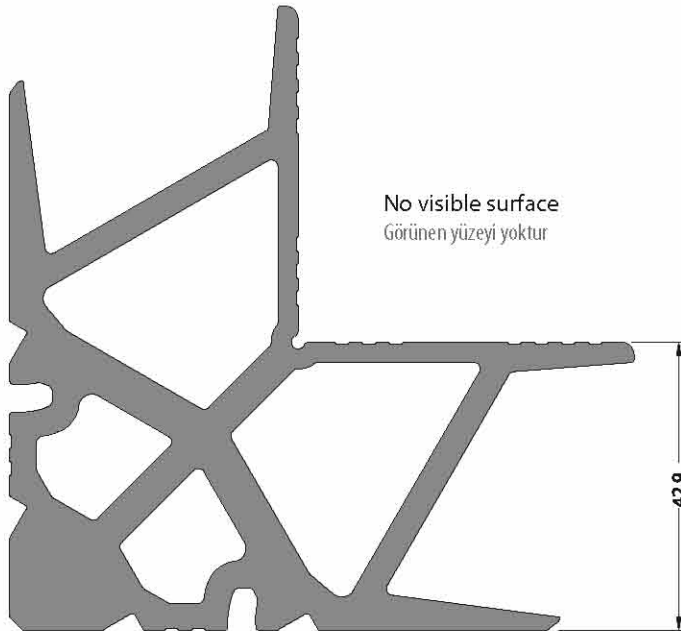
**CODE / KOD**

**09-123-00**

**THEORETICAL  
WEIGHT kg/m**

*TEORİK AĞIRLIK kg/m*

**4.385**



No visible surface  
Görünen yüzeyi yoktur

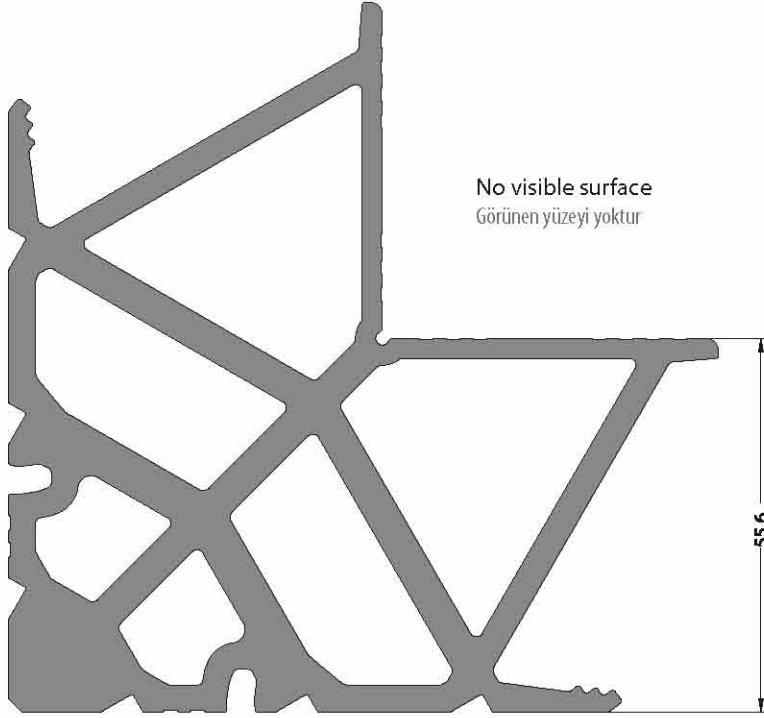
**CODE / KOD**

**09-105-00**

**THEORETICAL  
WEIGHT kg/m**

*TEORİK AĞIRLIK kg/m*

**5.473**



No visible surface  
Görünen yüzeyi yoktur

55.6

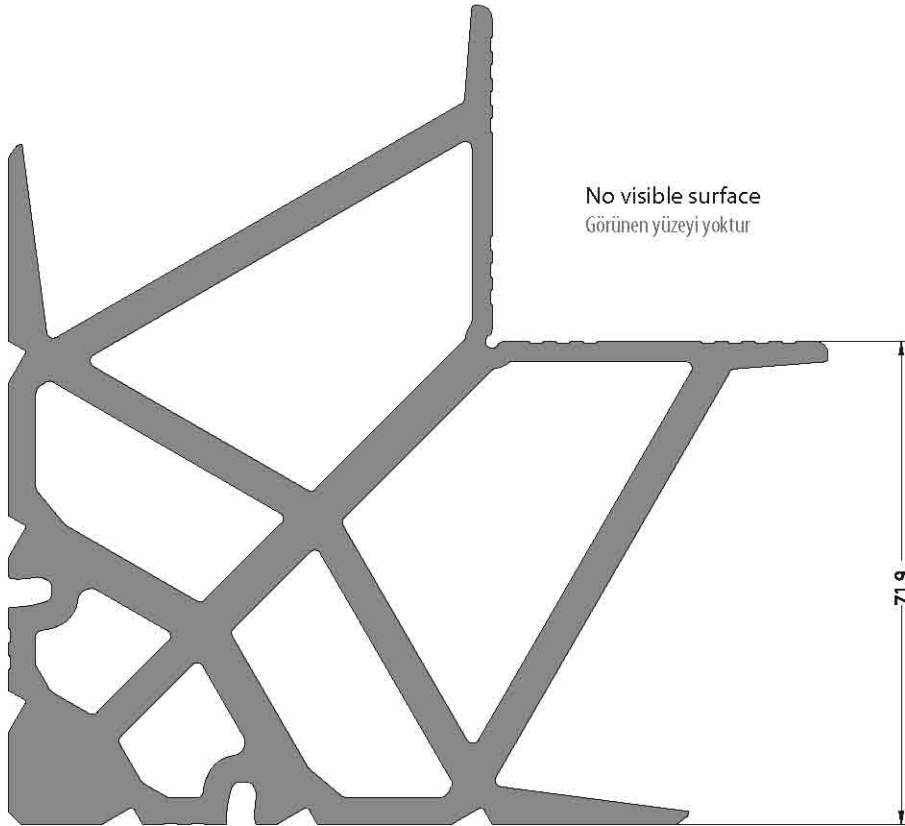
**CODE / KOD**

**09-113-00**

**THEORETICAL  
WEIGHT kg/m**

*TEORİK AĞIRLIK kg/m*

**7.267**



No visible surface  
Görünen yüzeyi yoktur

71.9

**CODE / KOD**

**09-114-00**

**THEORETICAL  
WEIGHT kg/m**

*TEORİK AĞIRLIK kg/m*

**8.775**



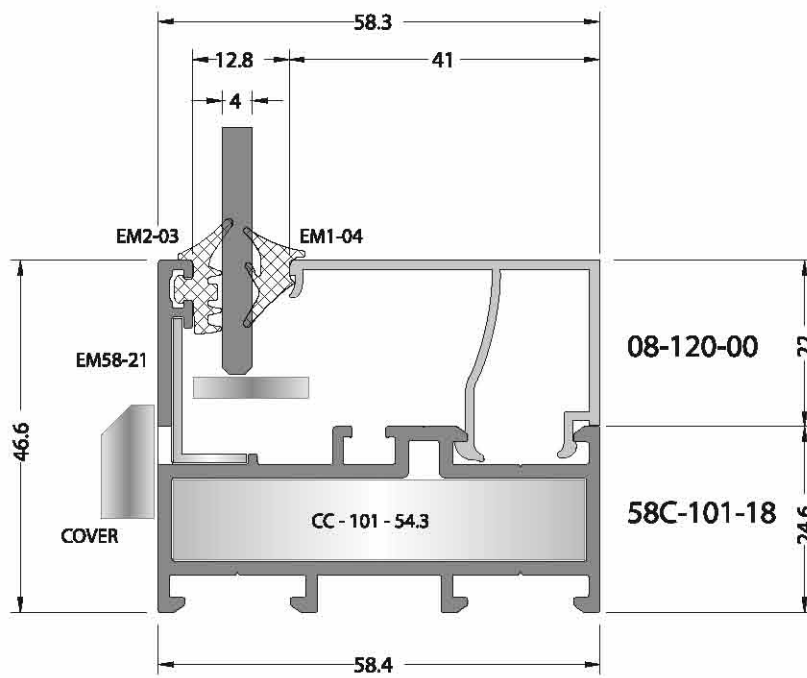
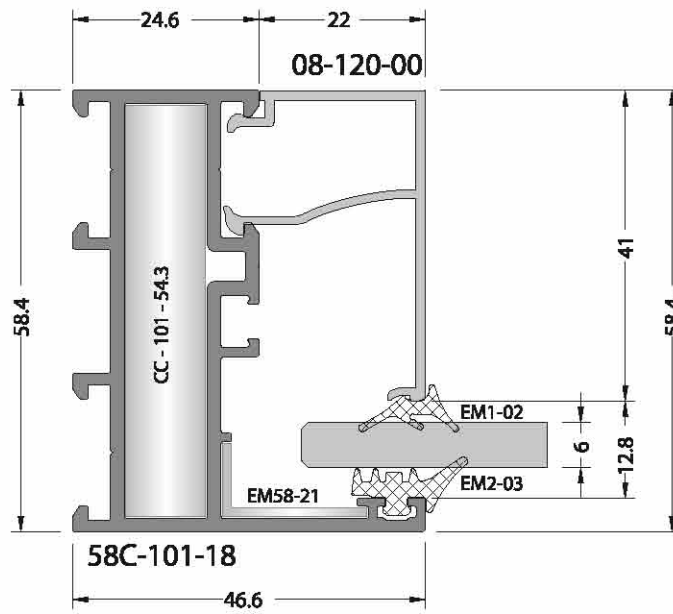
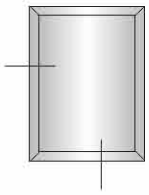


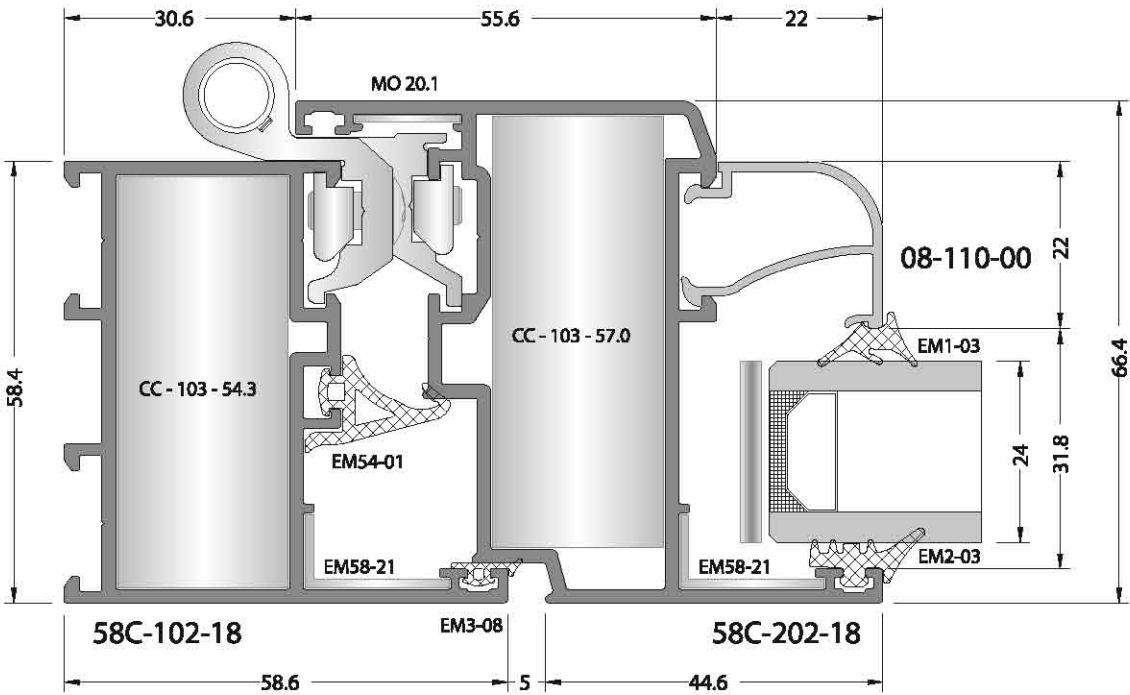
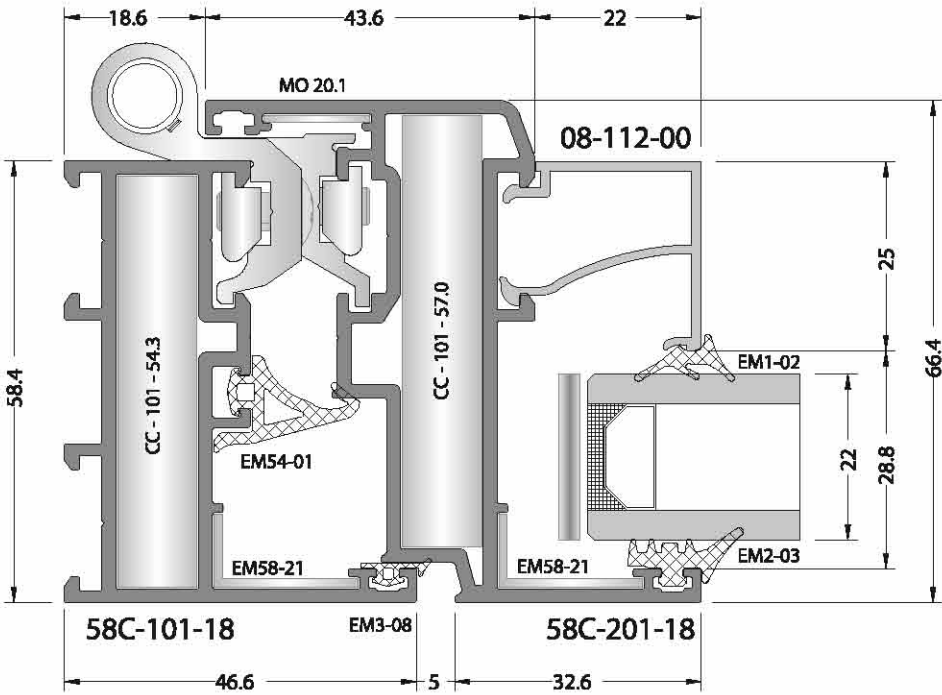
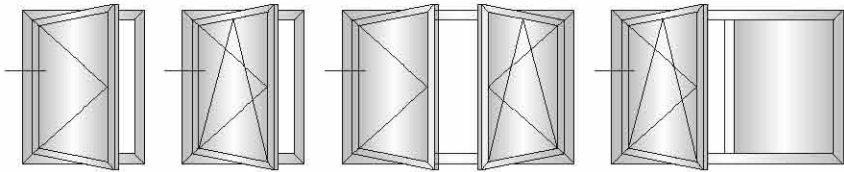
An abstract graphic design featuring a dark grey background on the right and a light grey background on the left. A curved white line separates the two sections. The word 'detaylar' is written vertically in white on the dark grey background.

detaylar

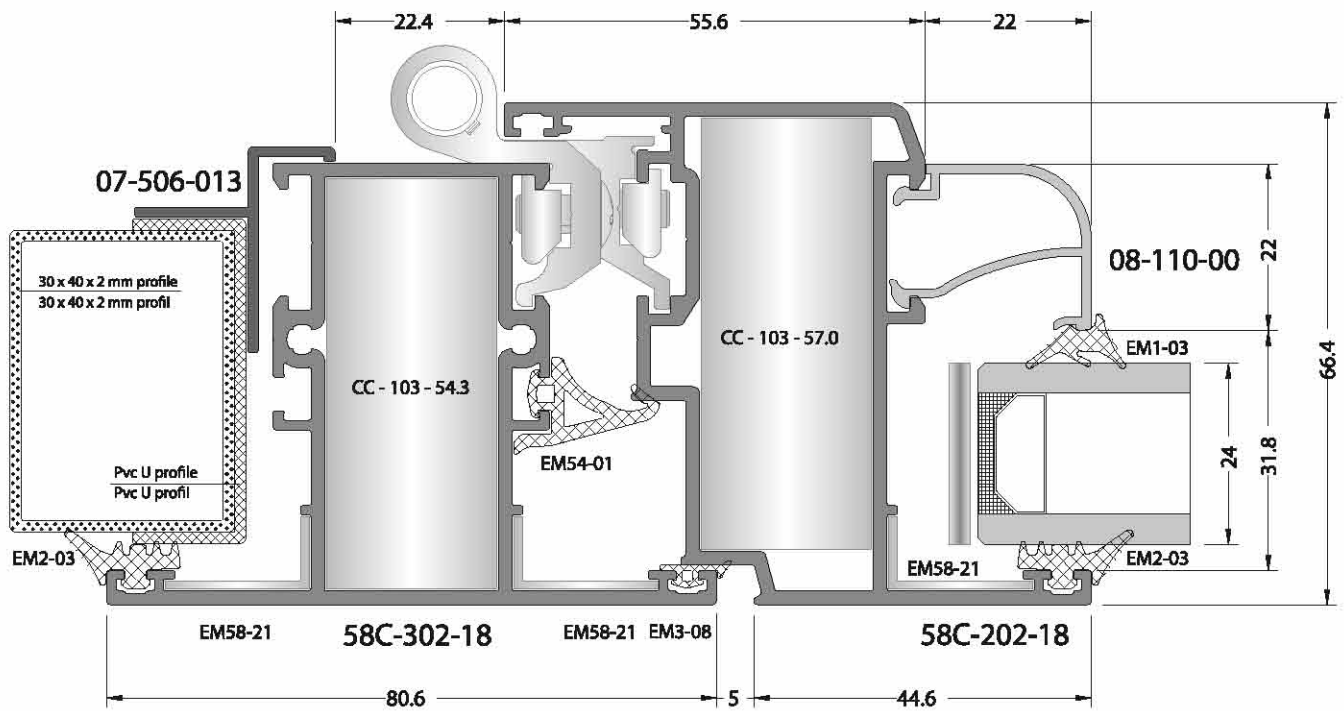
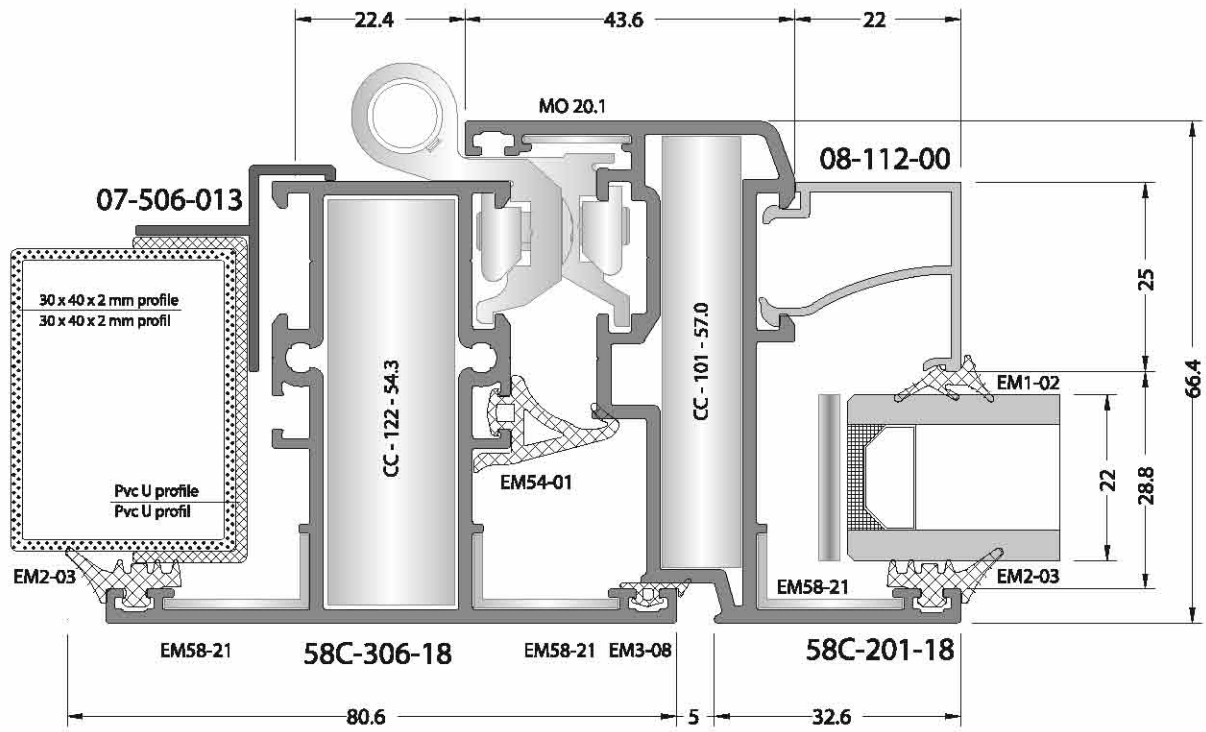
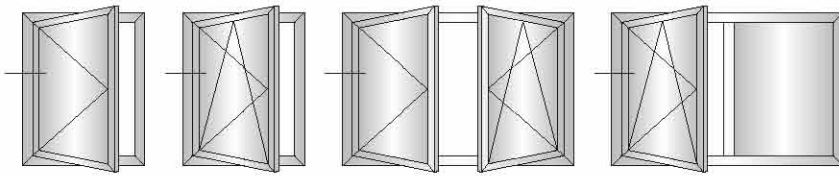
An abstract graphic design featuring a dark grey background on the right and a light grey background on the left. A curved white line separates the two sections. The word 'details' is written horizontally in white on the dark grey background.

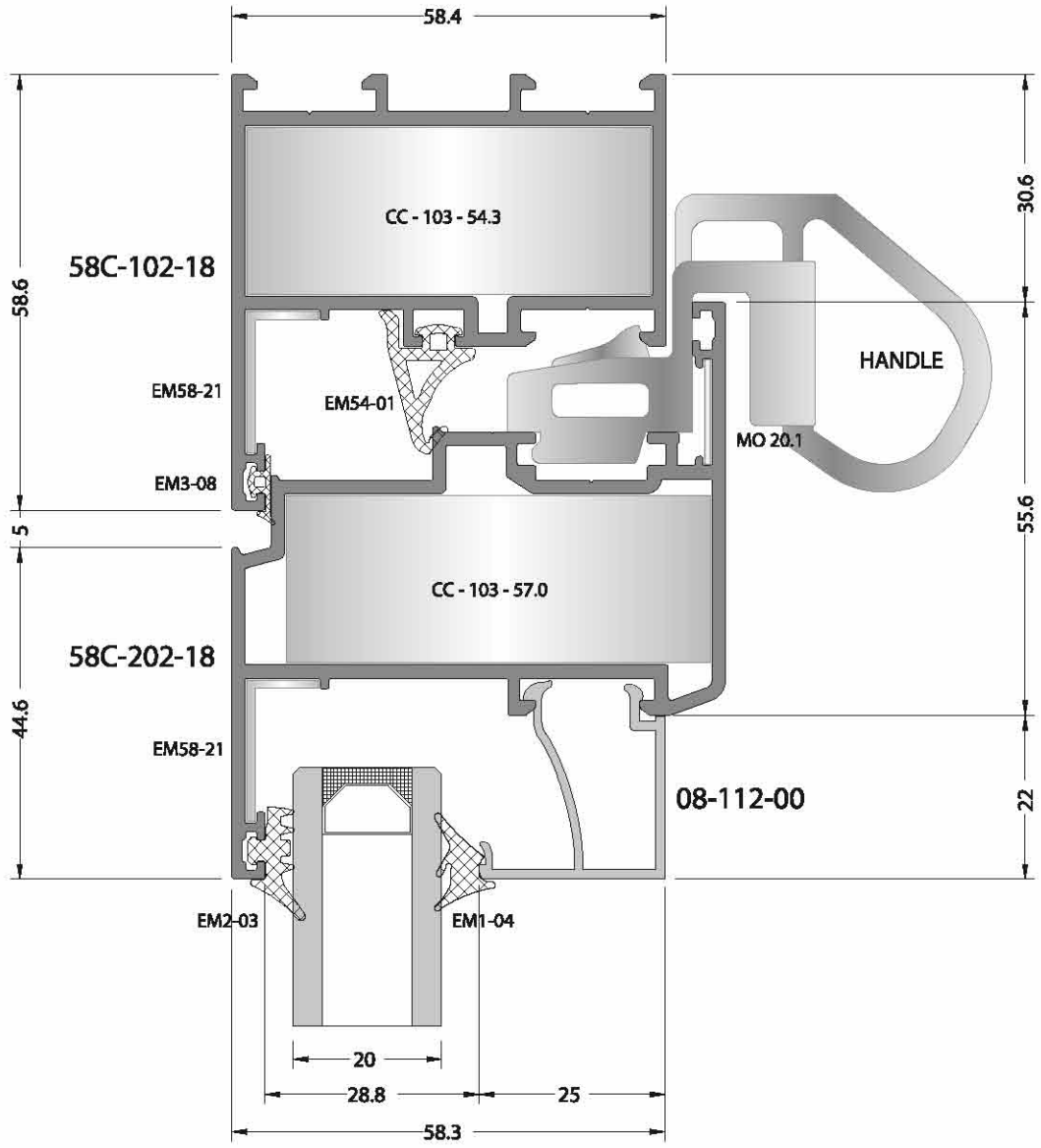
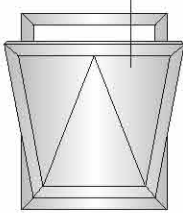
details

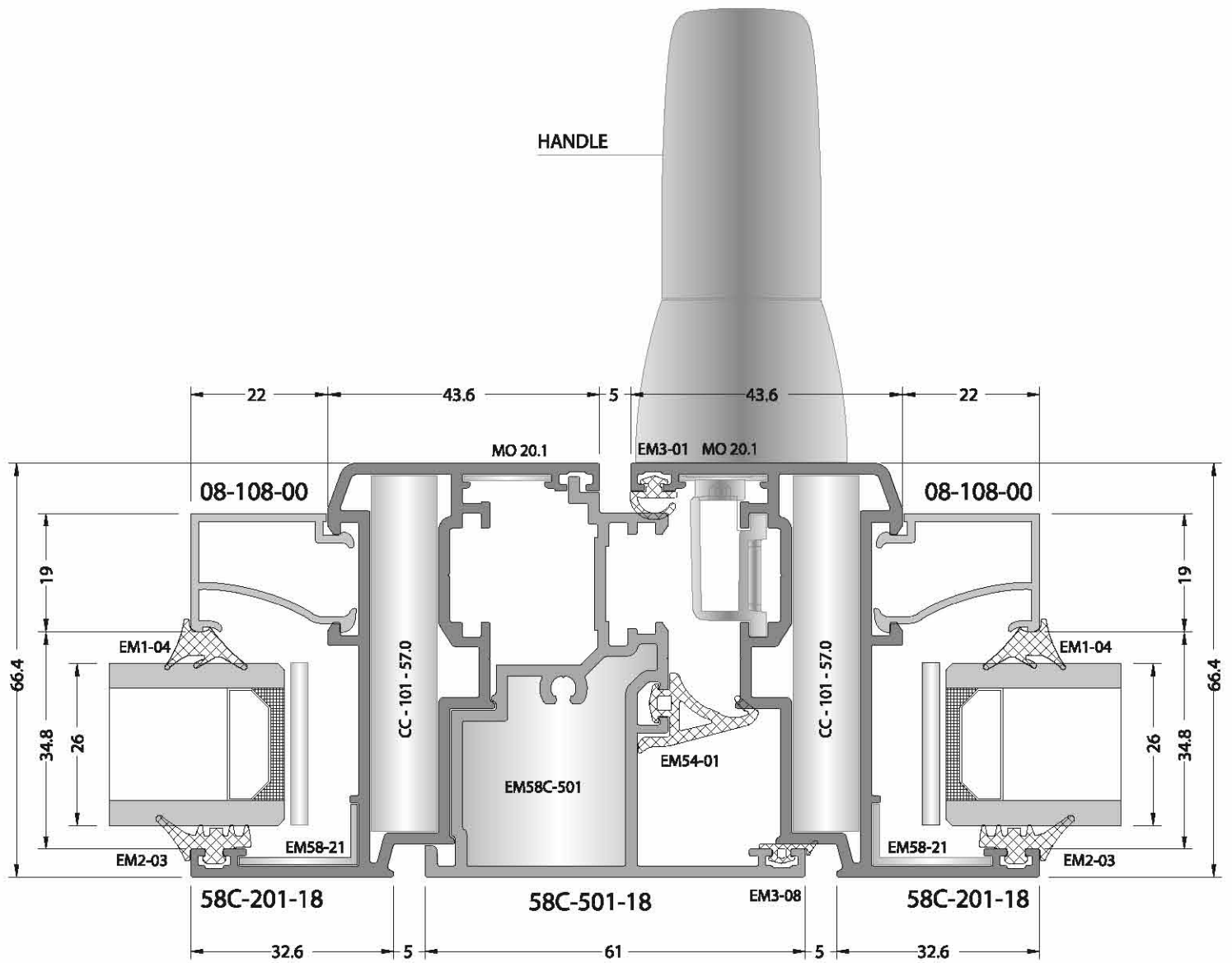
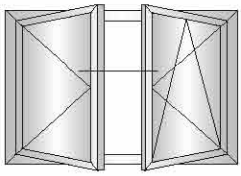


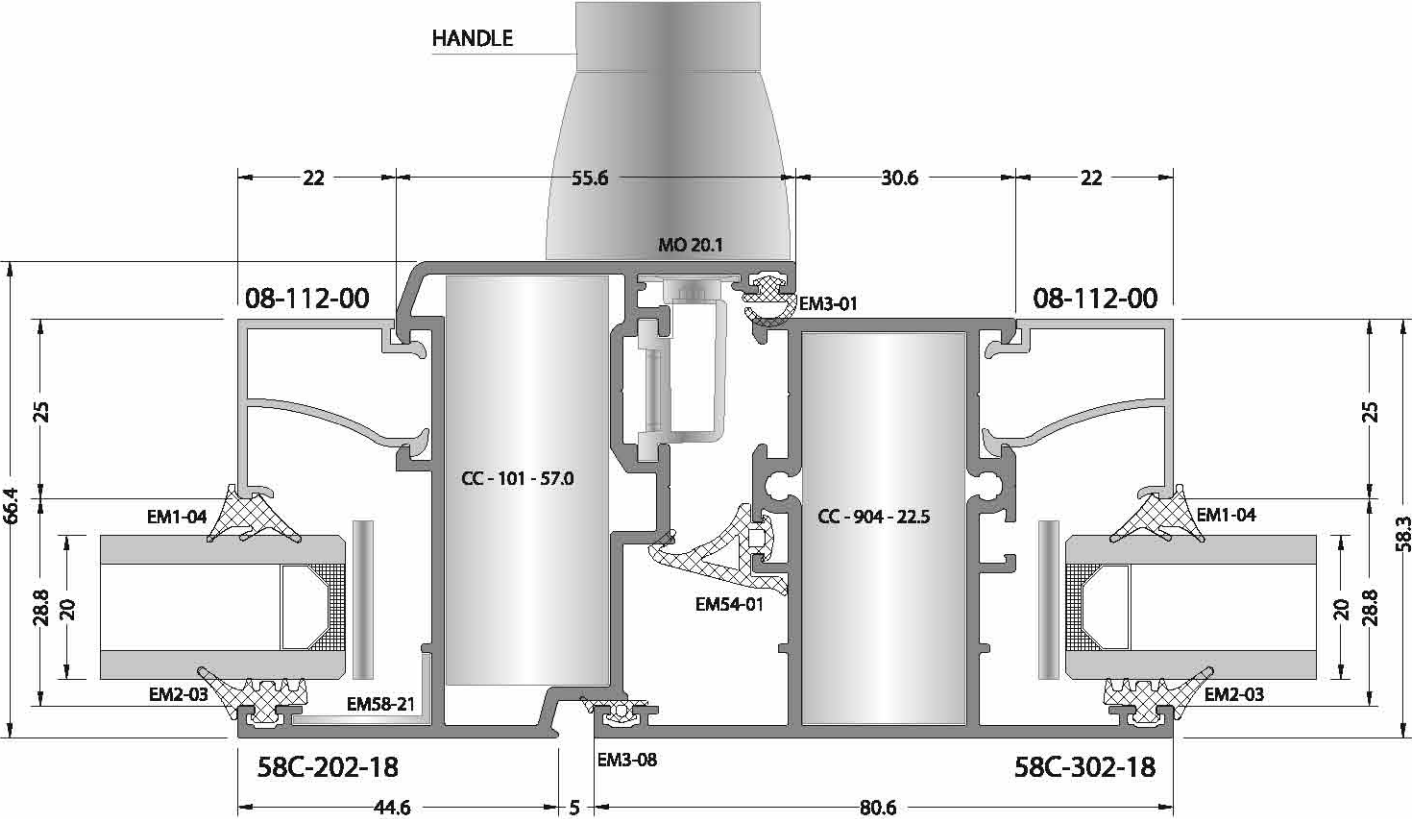
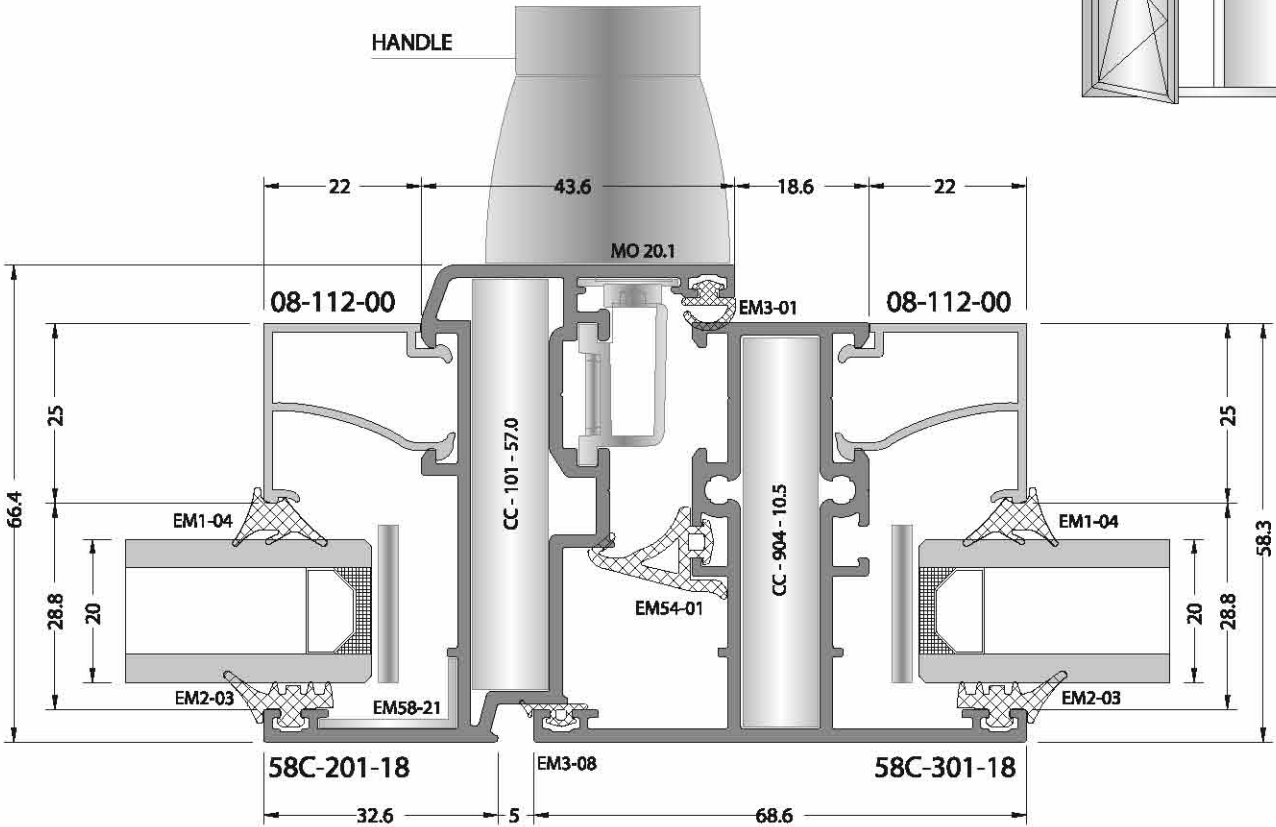
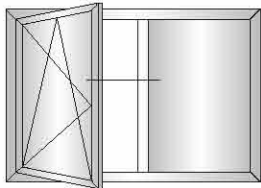


details / detaylar

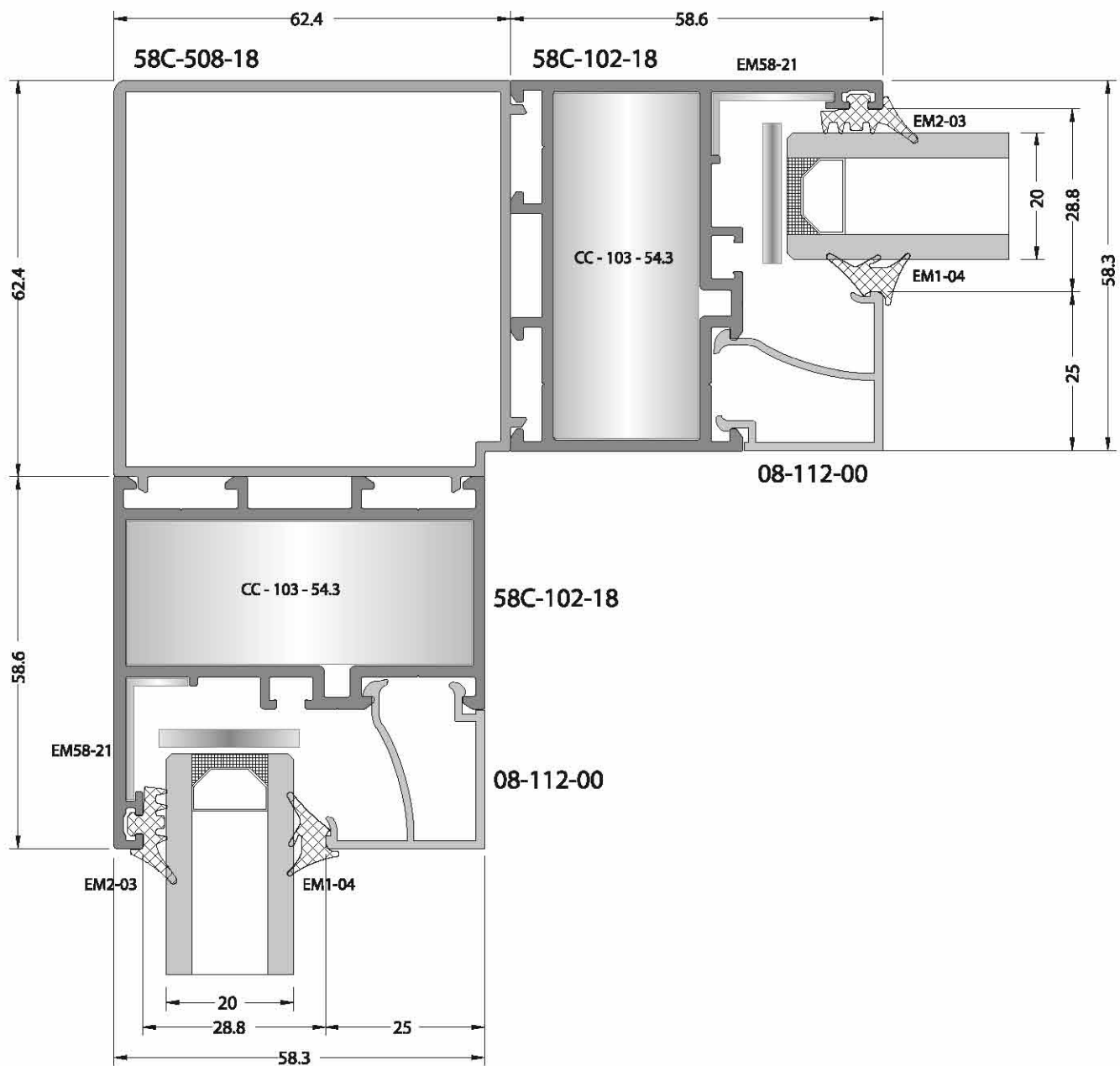
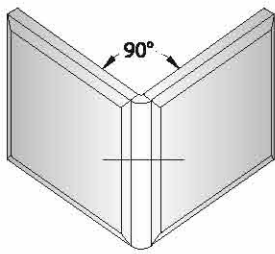




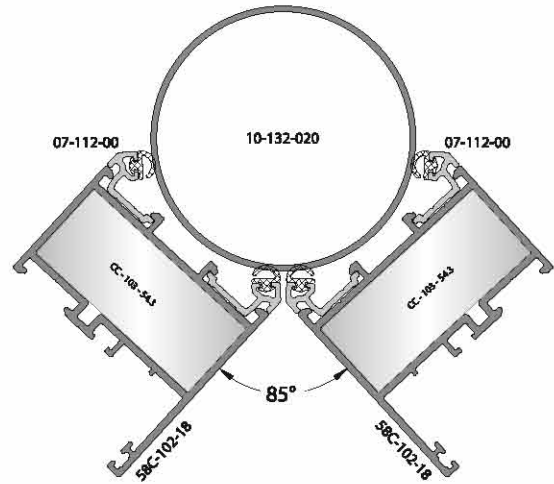
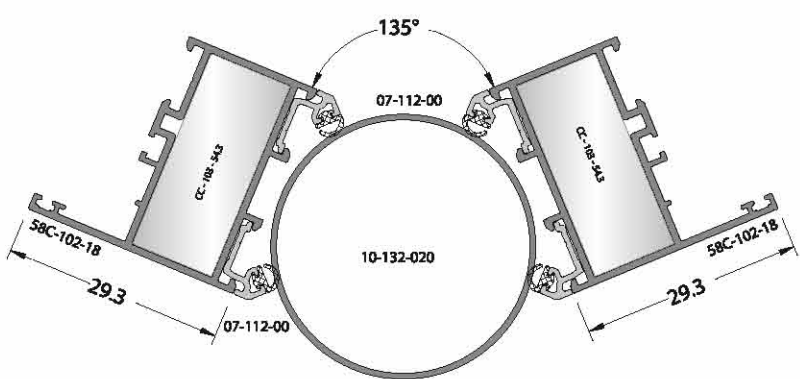
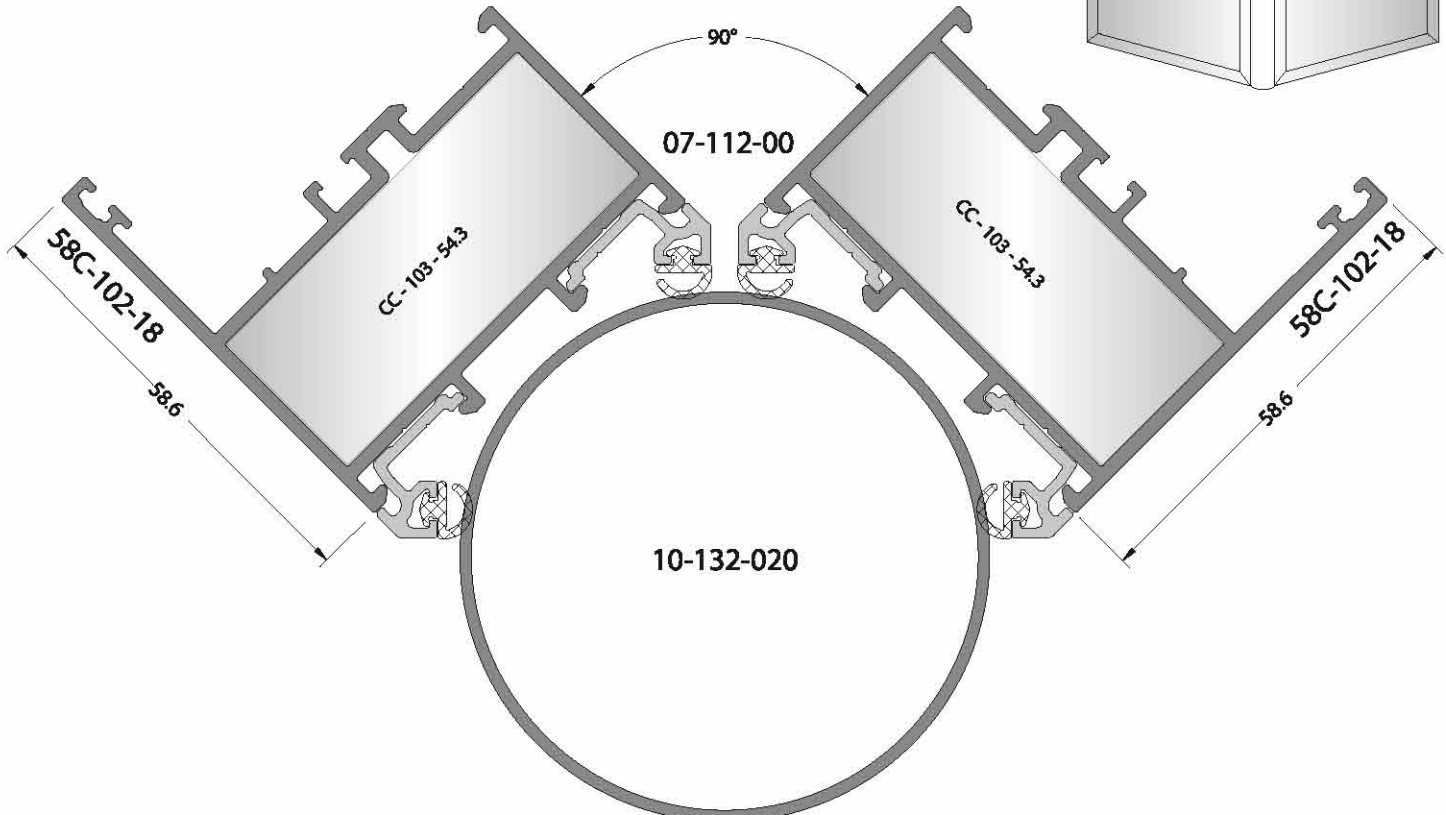
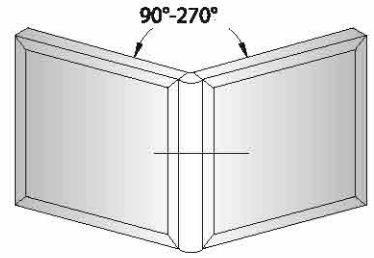






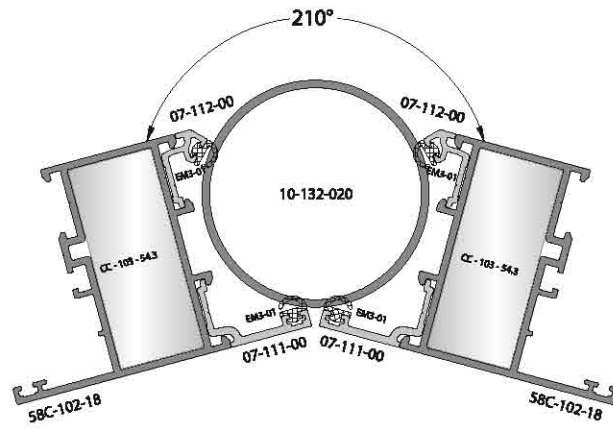
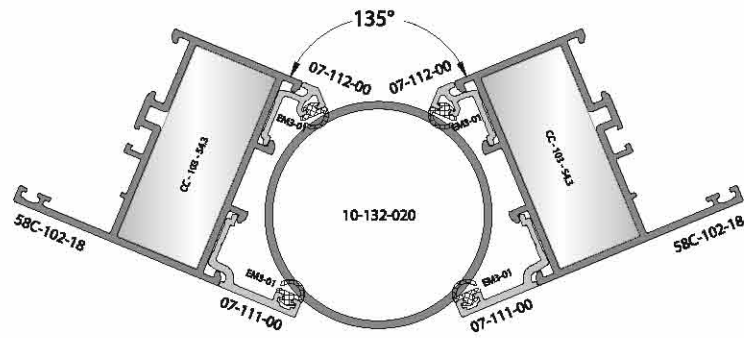
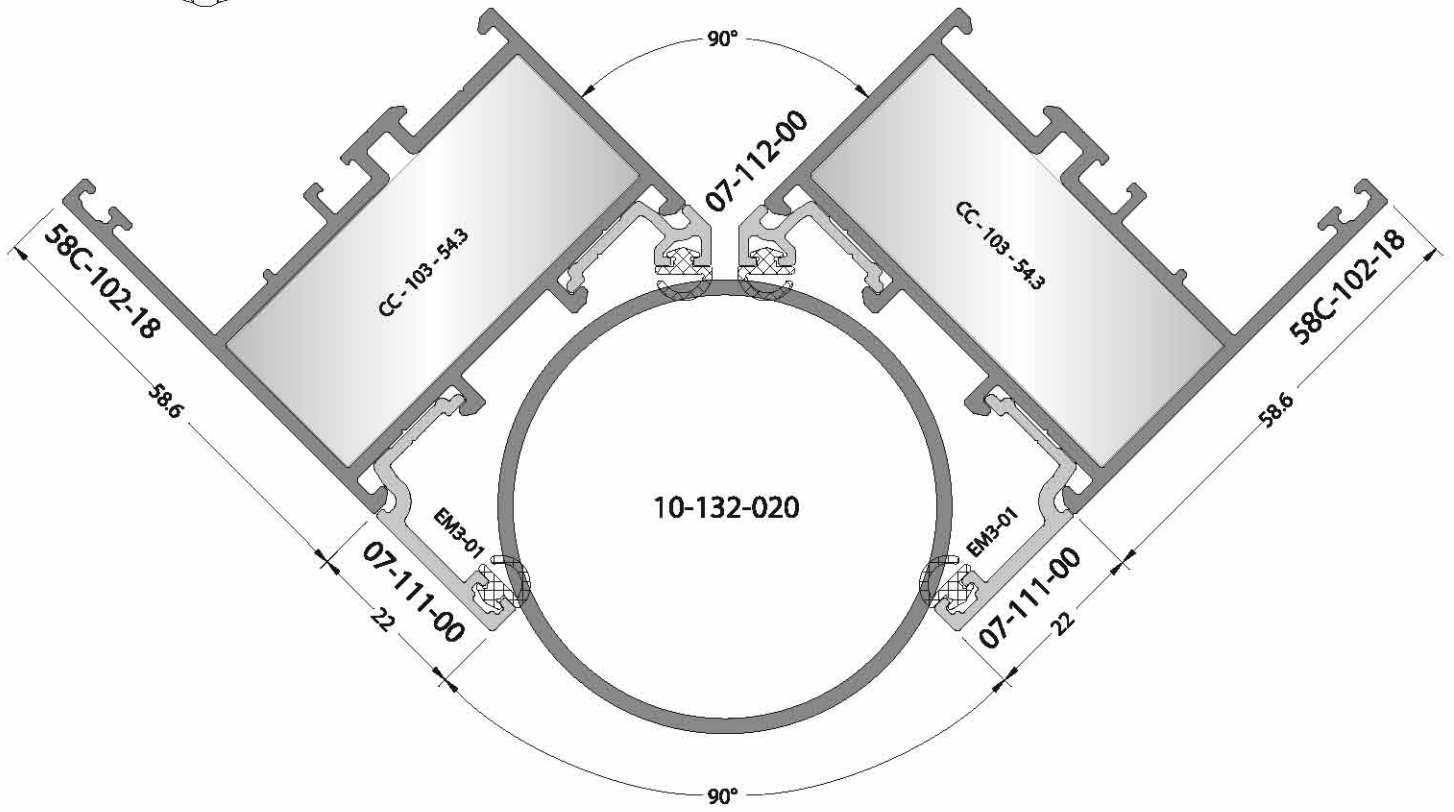
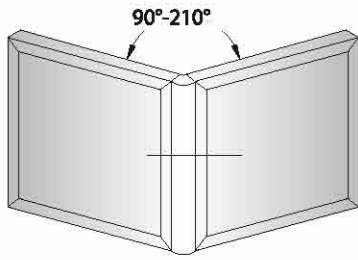


details / detaylar



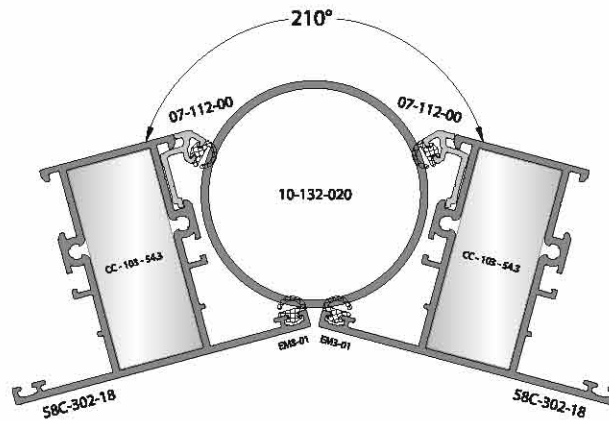
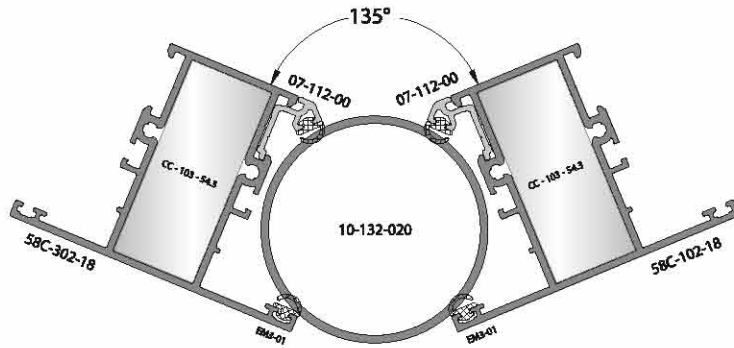
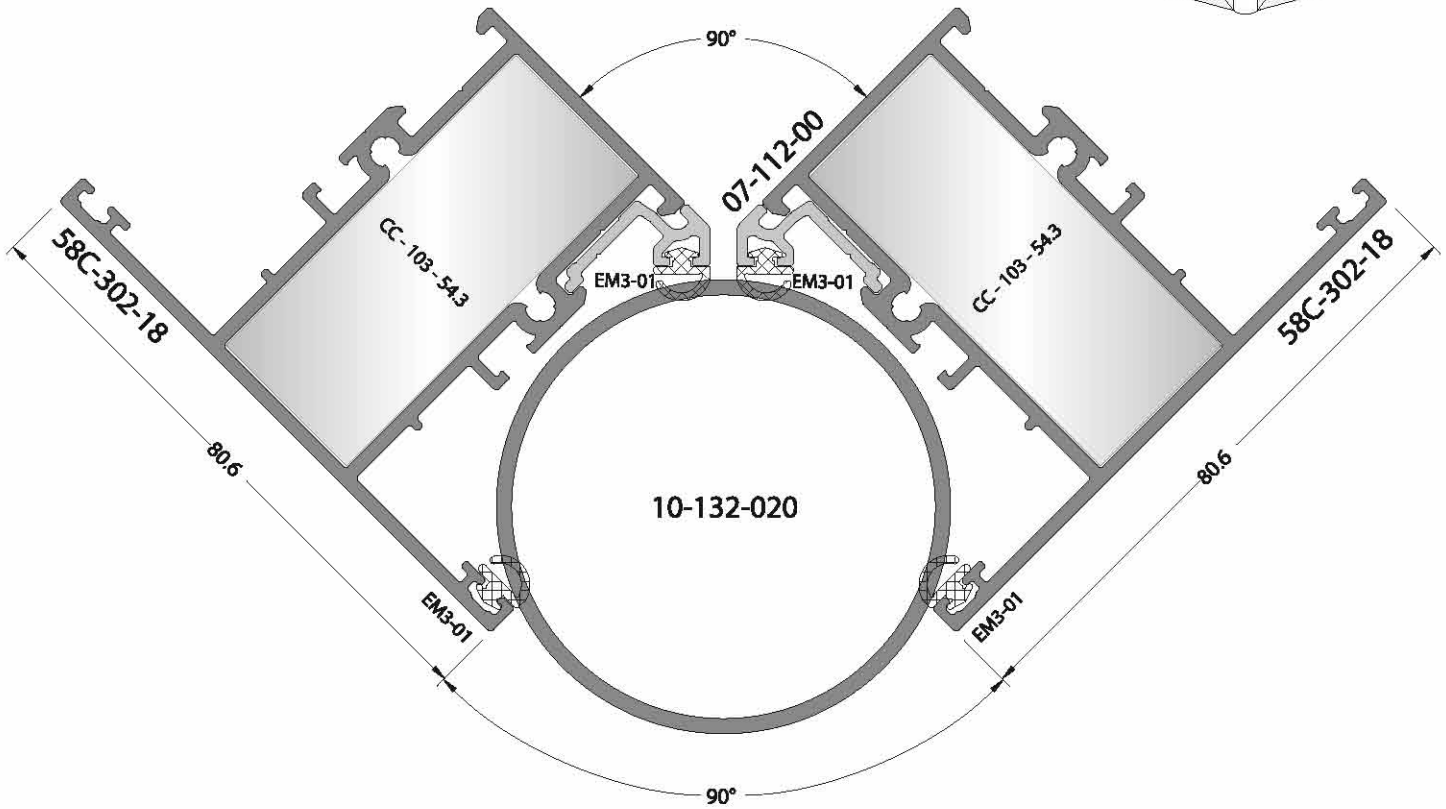
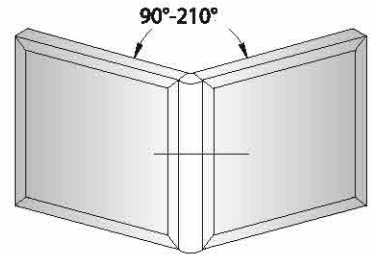
outside angular / dışa dönüş

details / detaylar



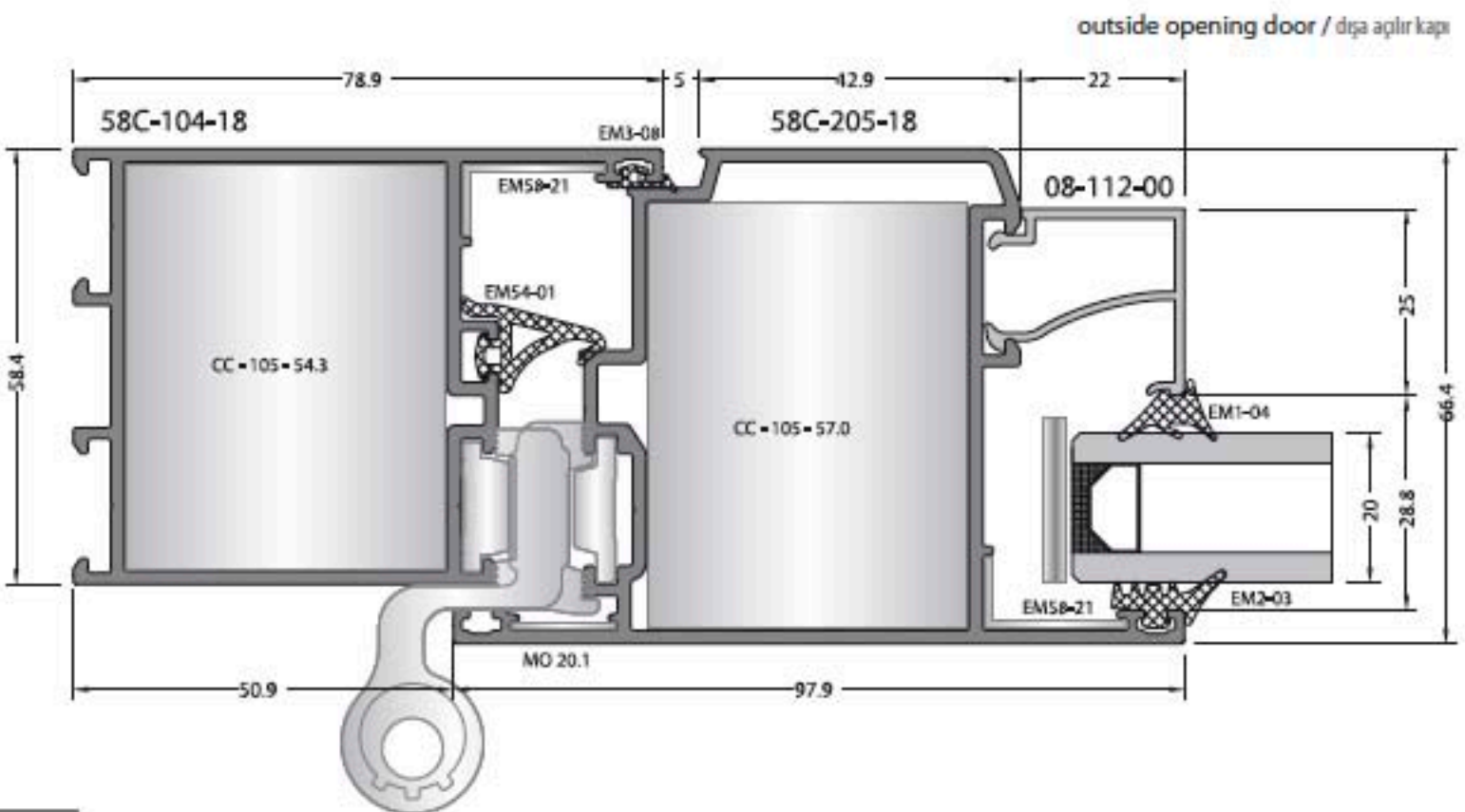
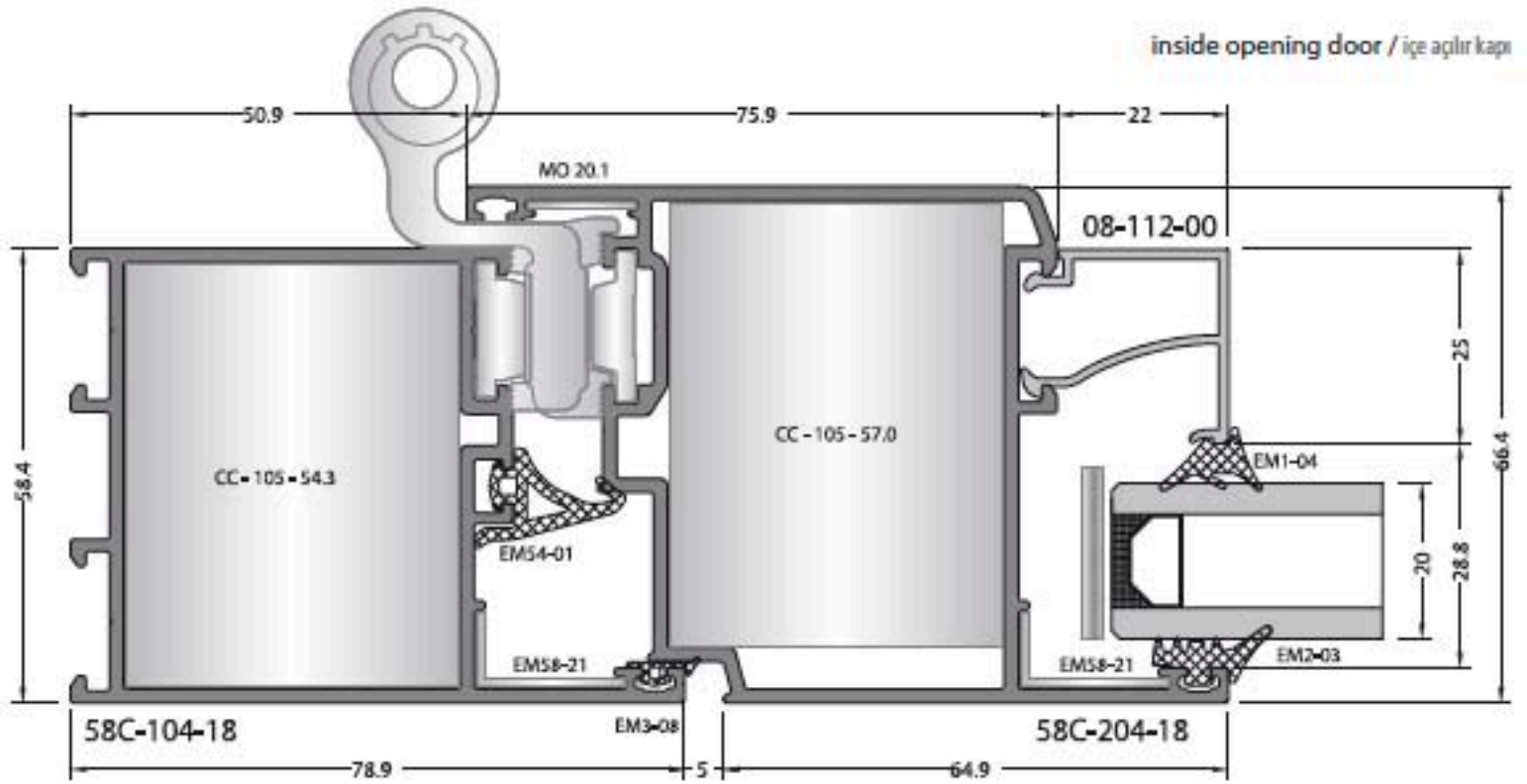
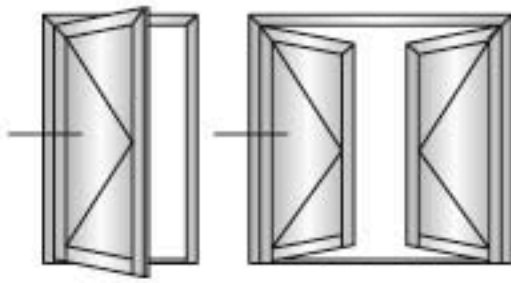
outside angular / dışa dönüş

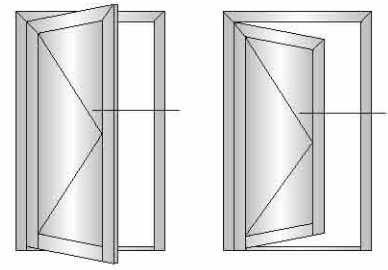
details / detaylar



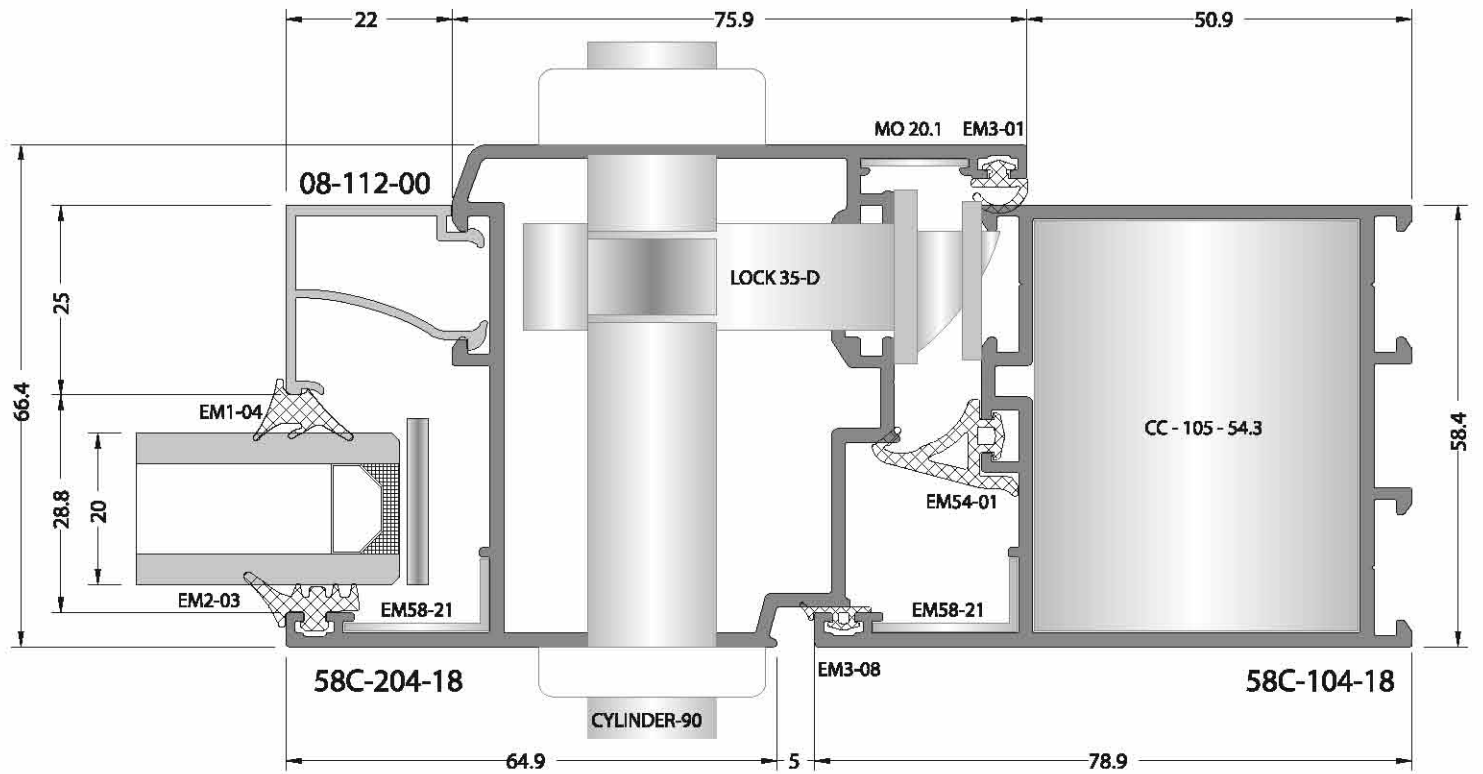
outside angular / dışı dönüş

details / detaylar

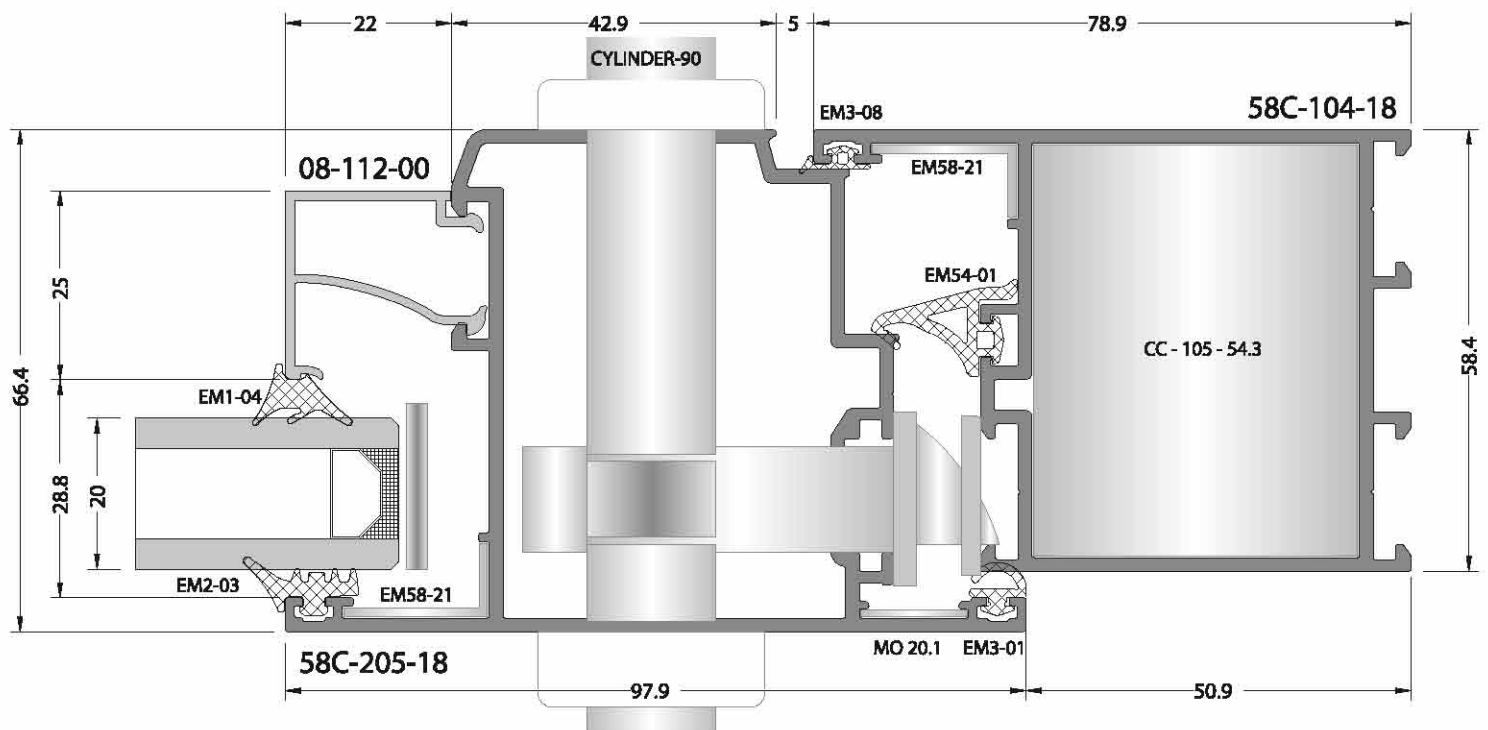




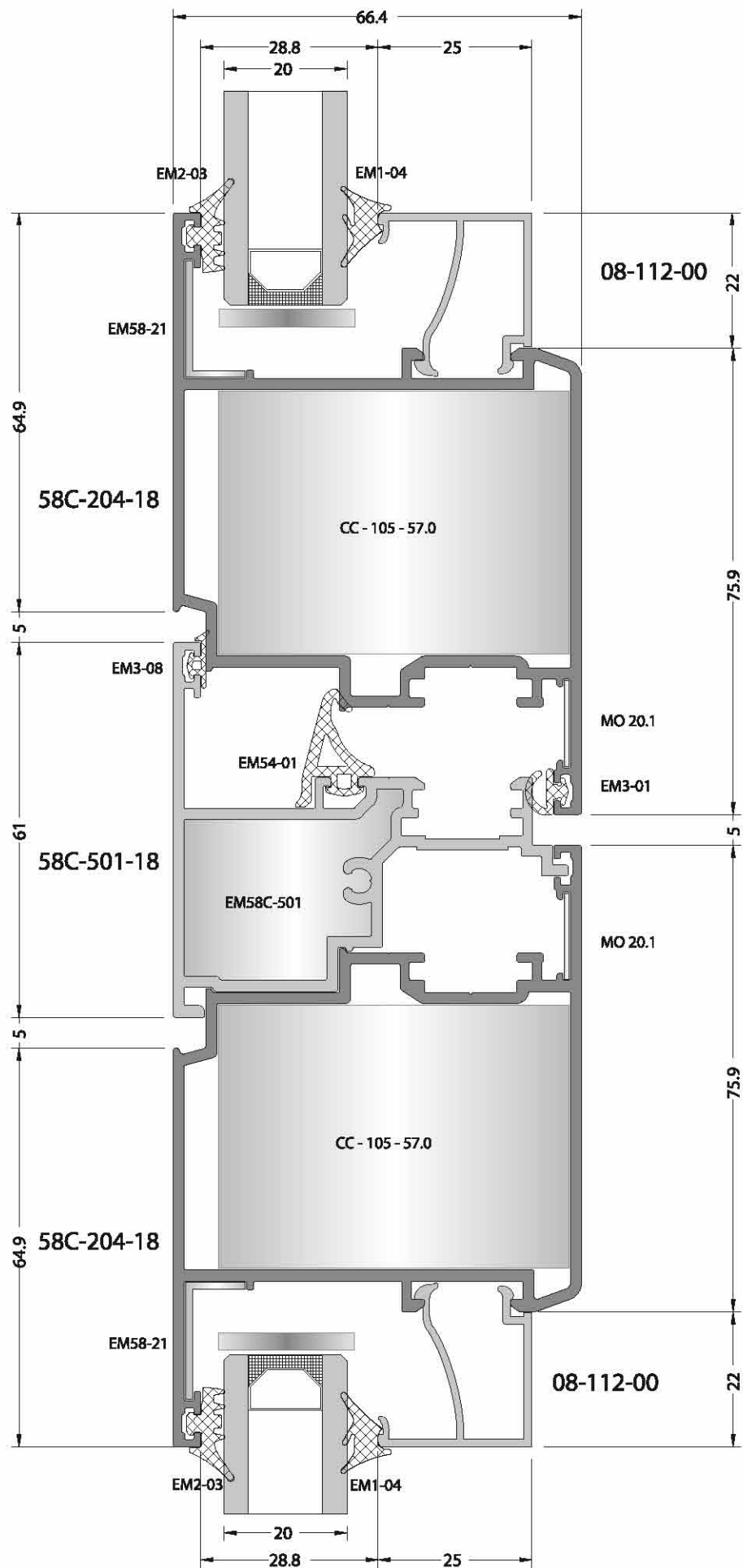
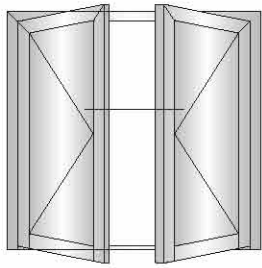
inside opening door / içe açılır kapı



outside opening door / dışa açılır kapı

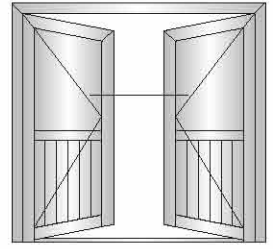
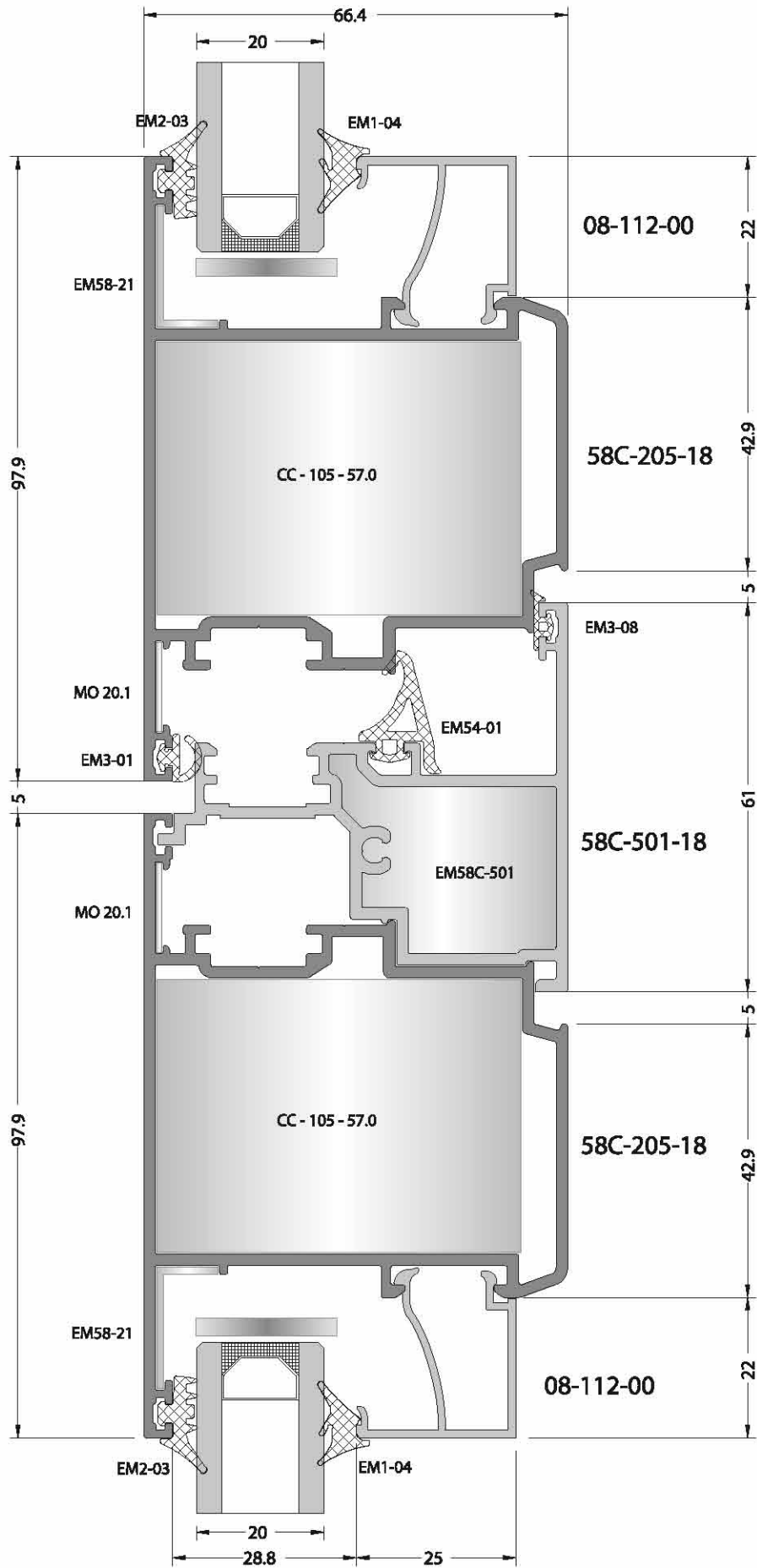


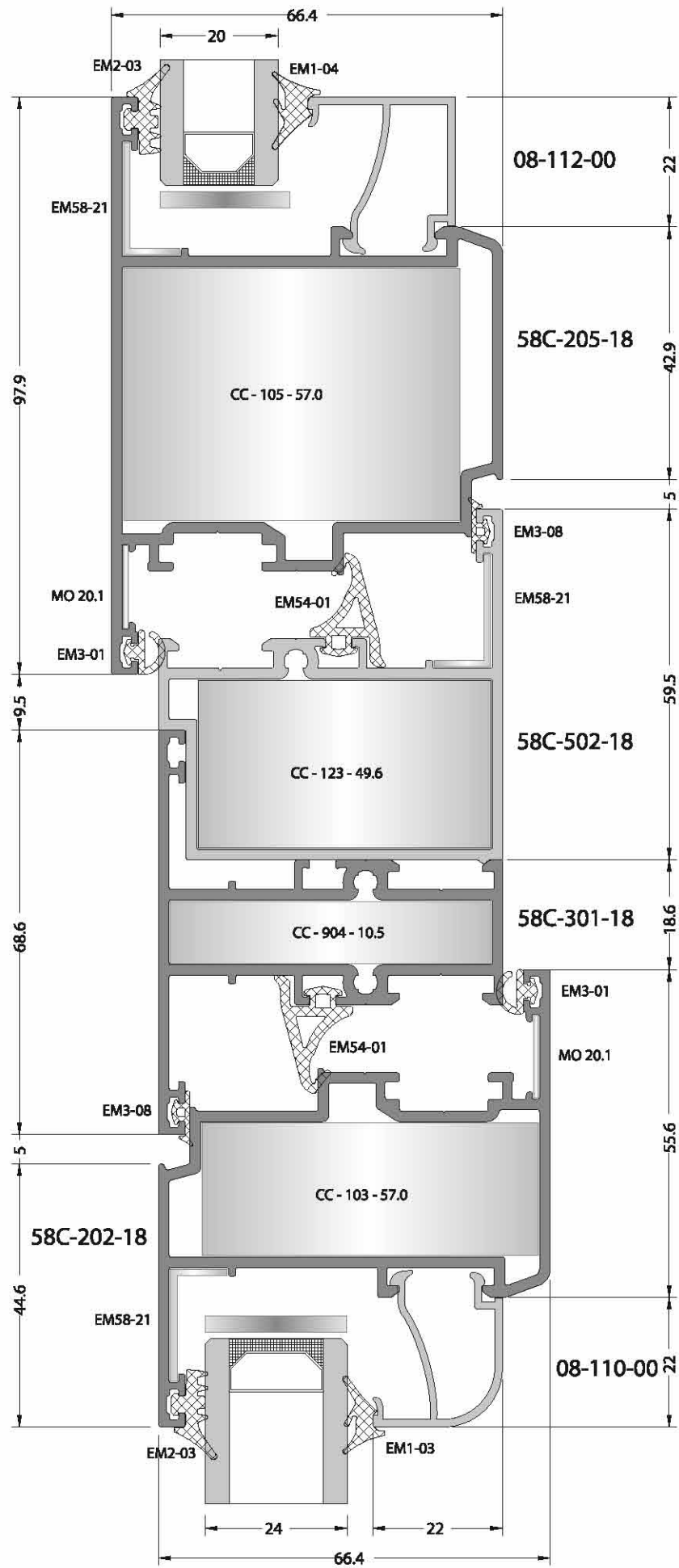
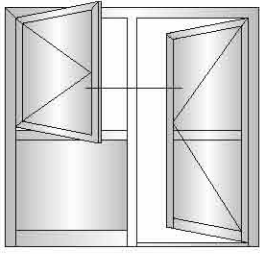
inside opening door / içe açılır kapı

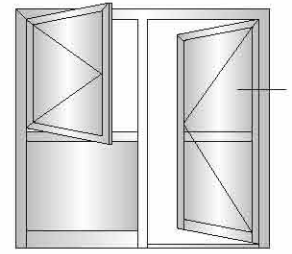




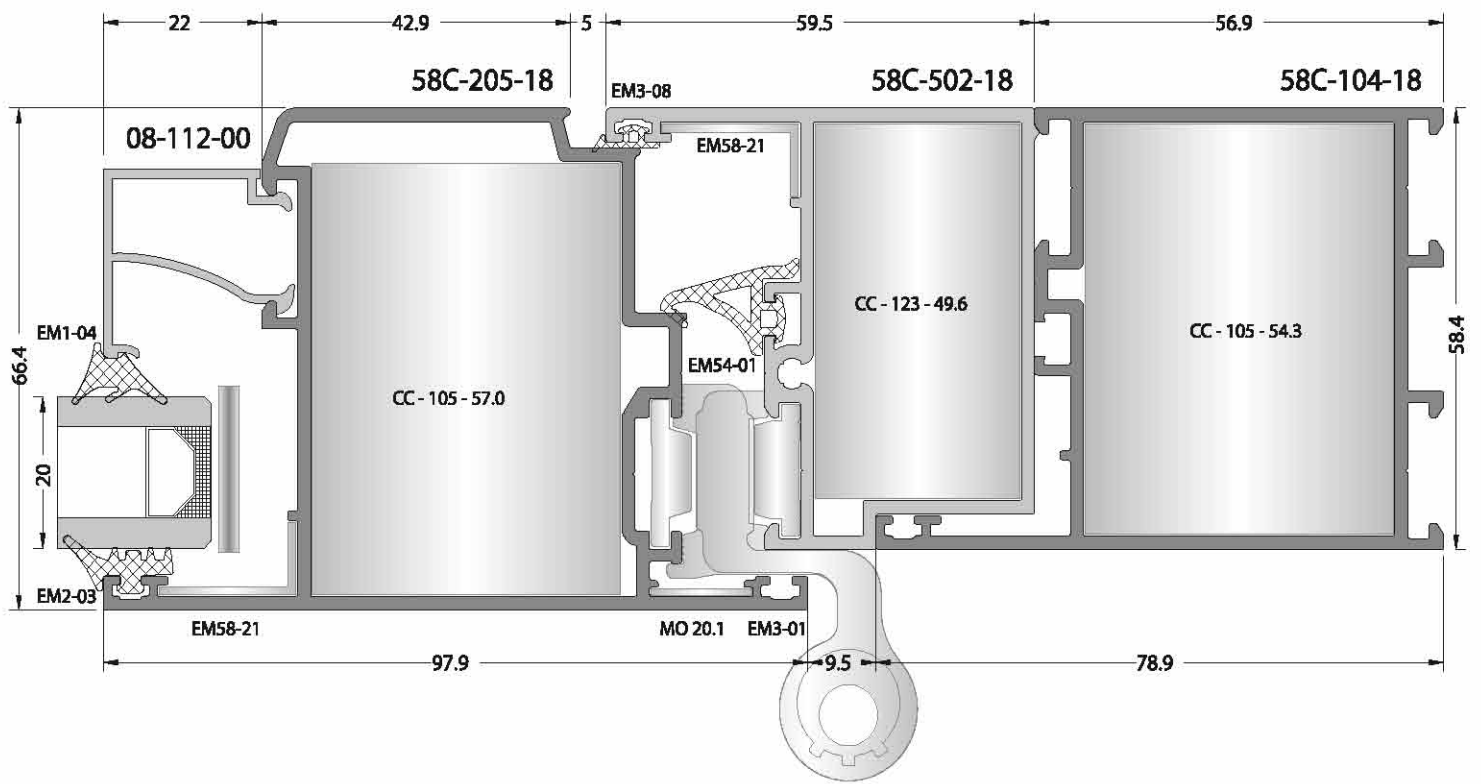
outside opening door / dışa açılır kapı

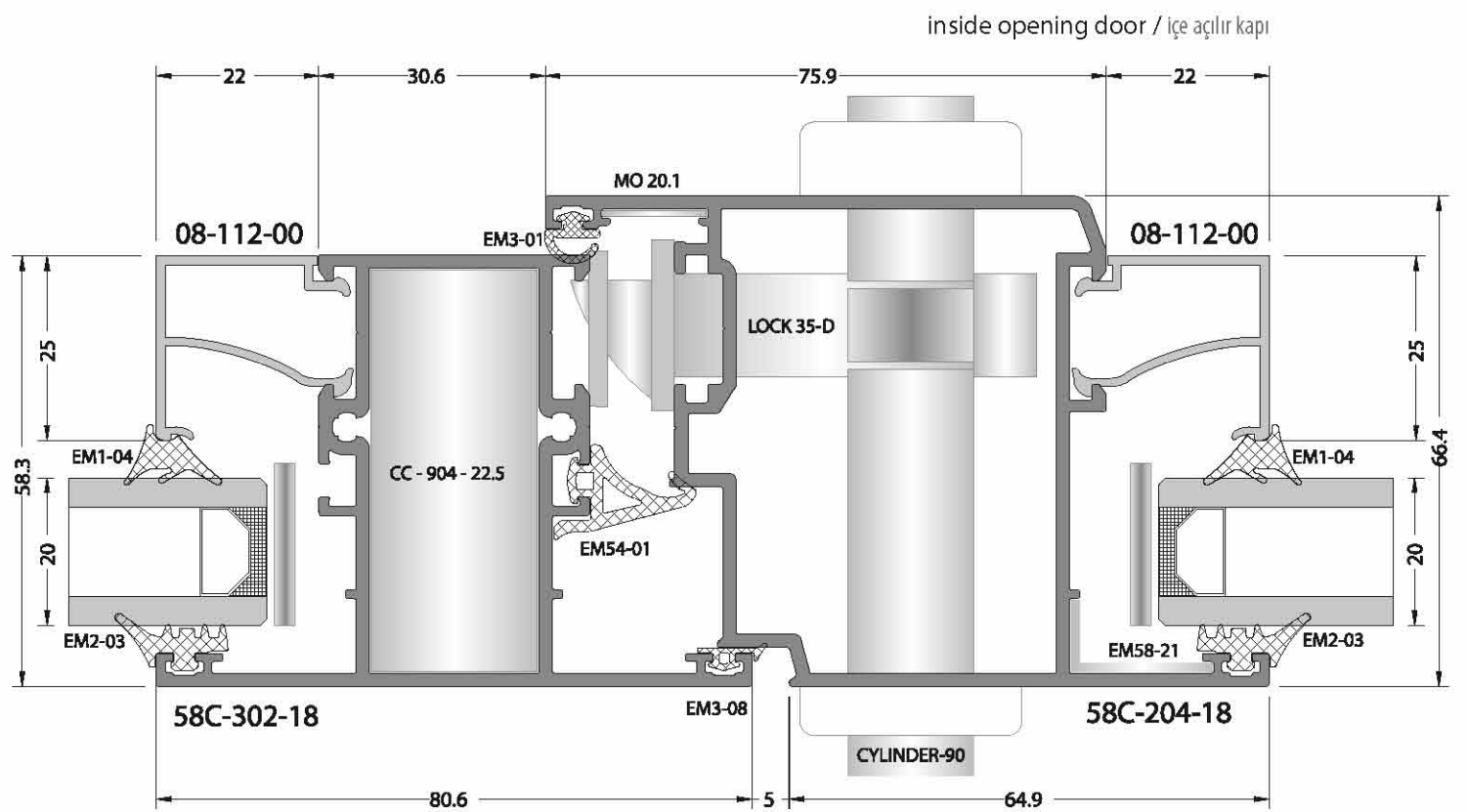
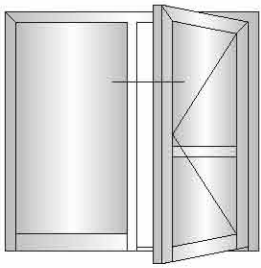


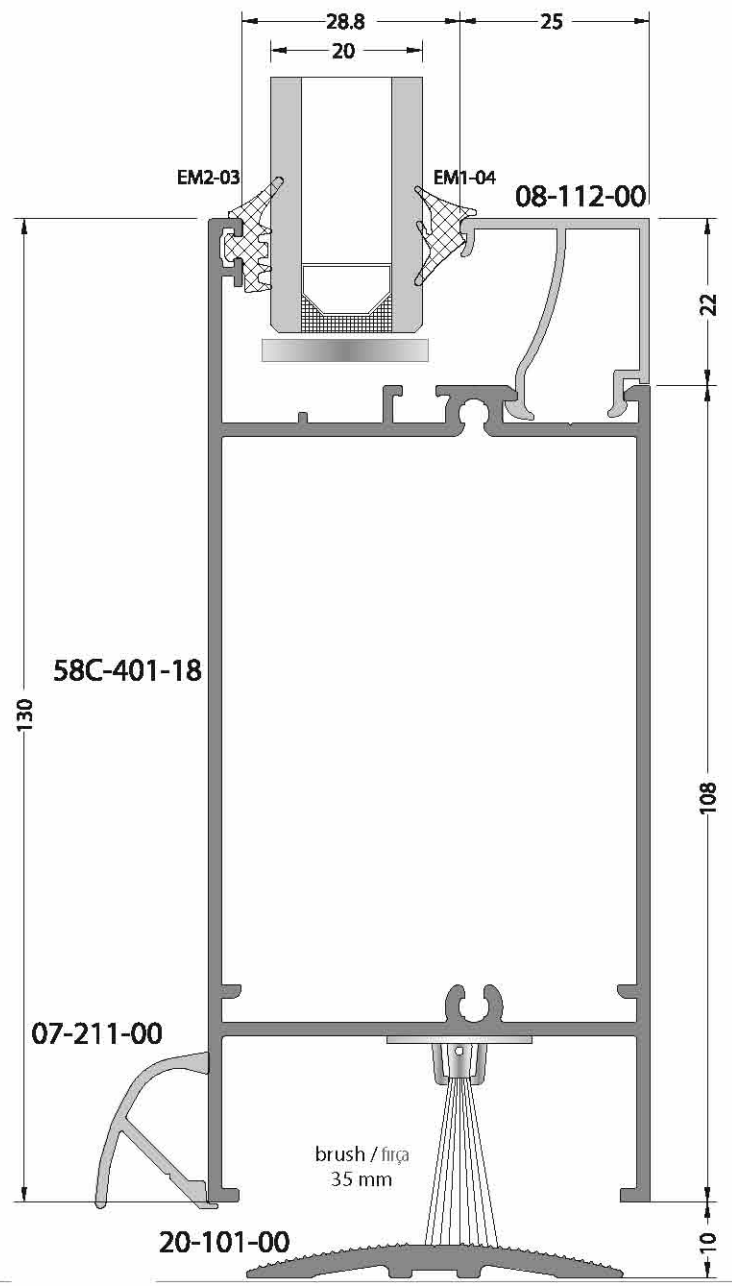
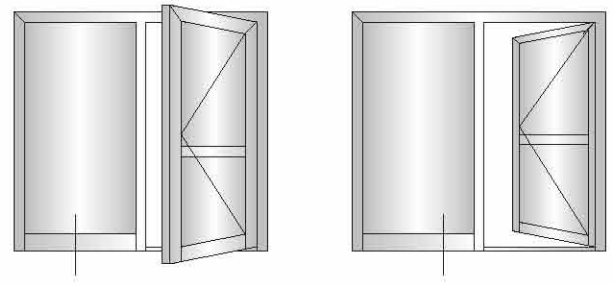
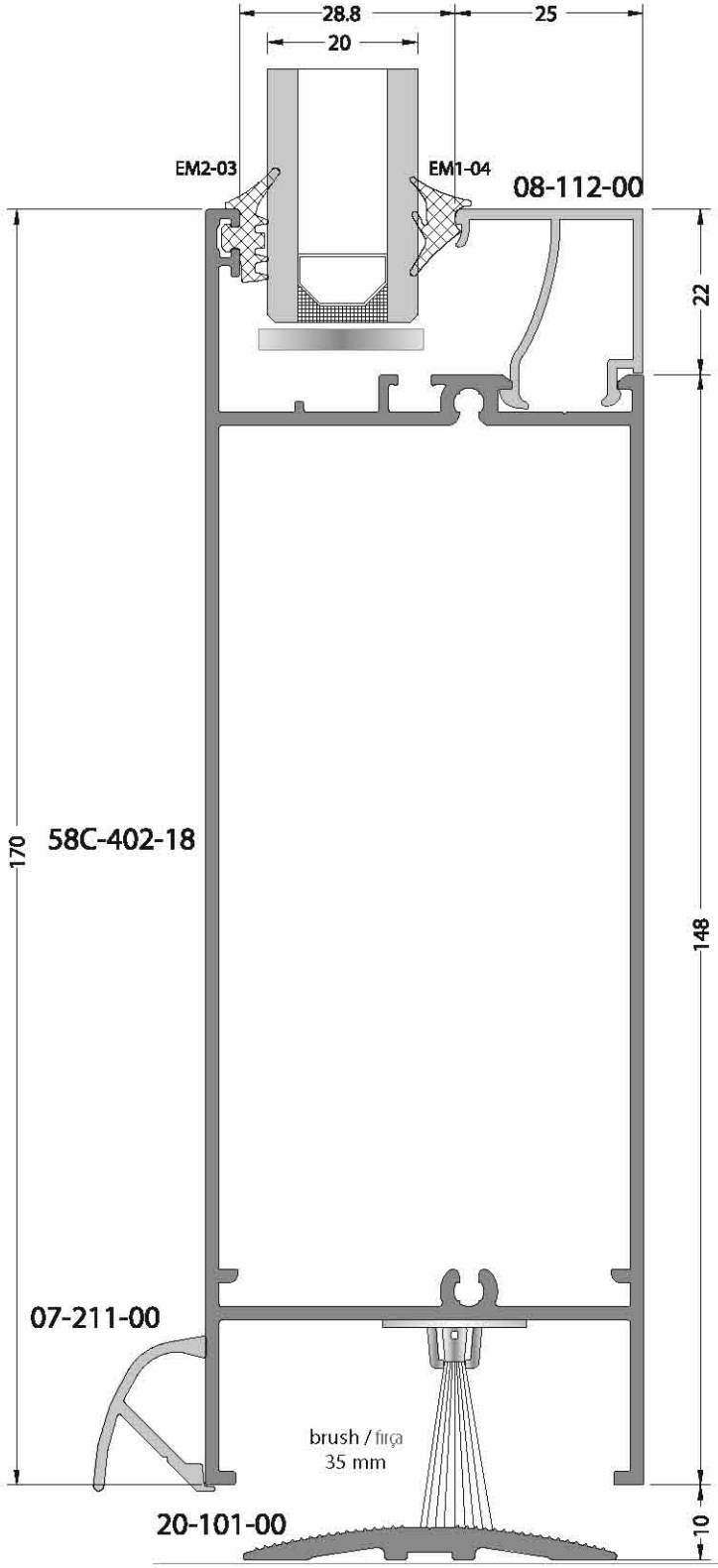


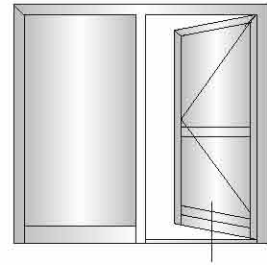
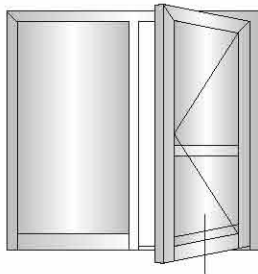


outside opening door / dışa açılır kapı



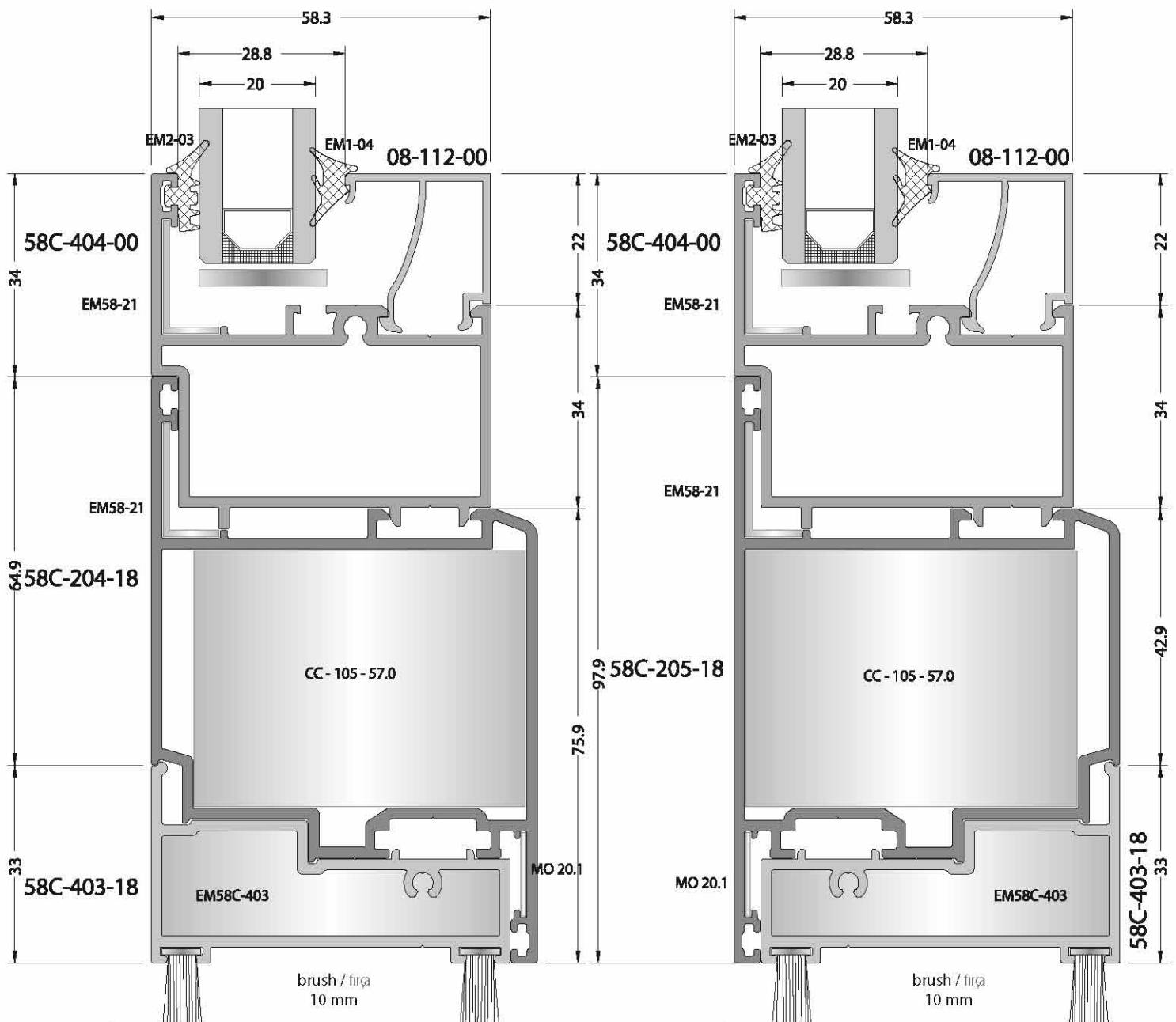


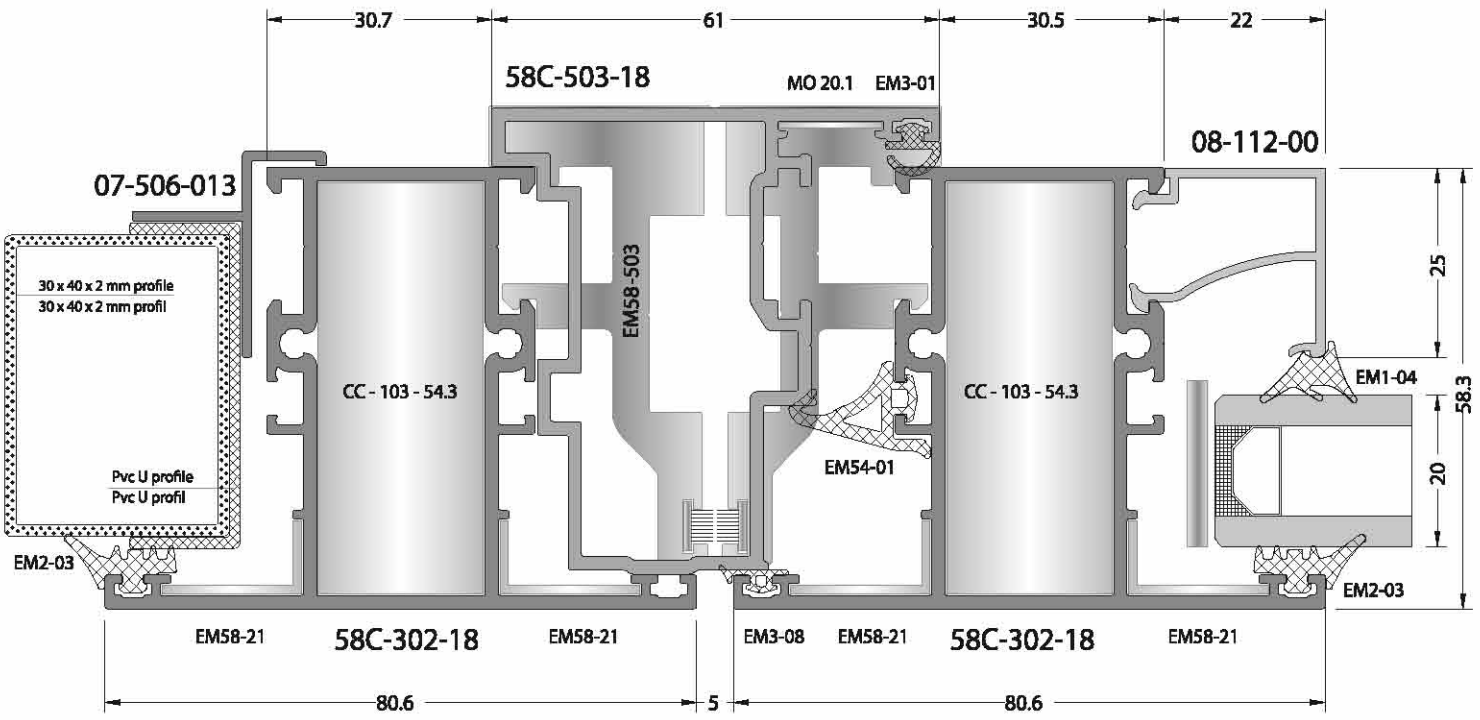
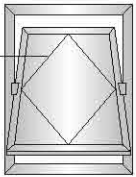
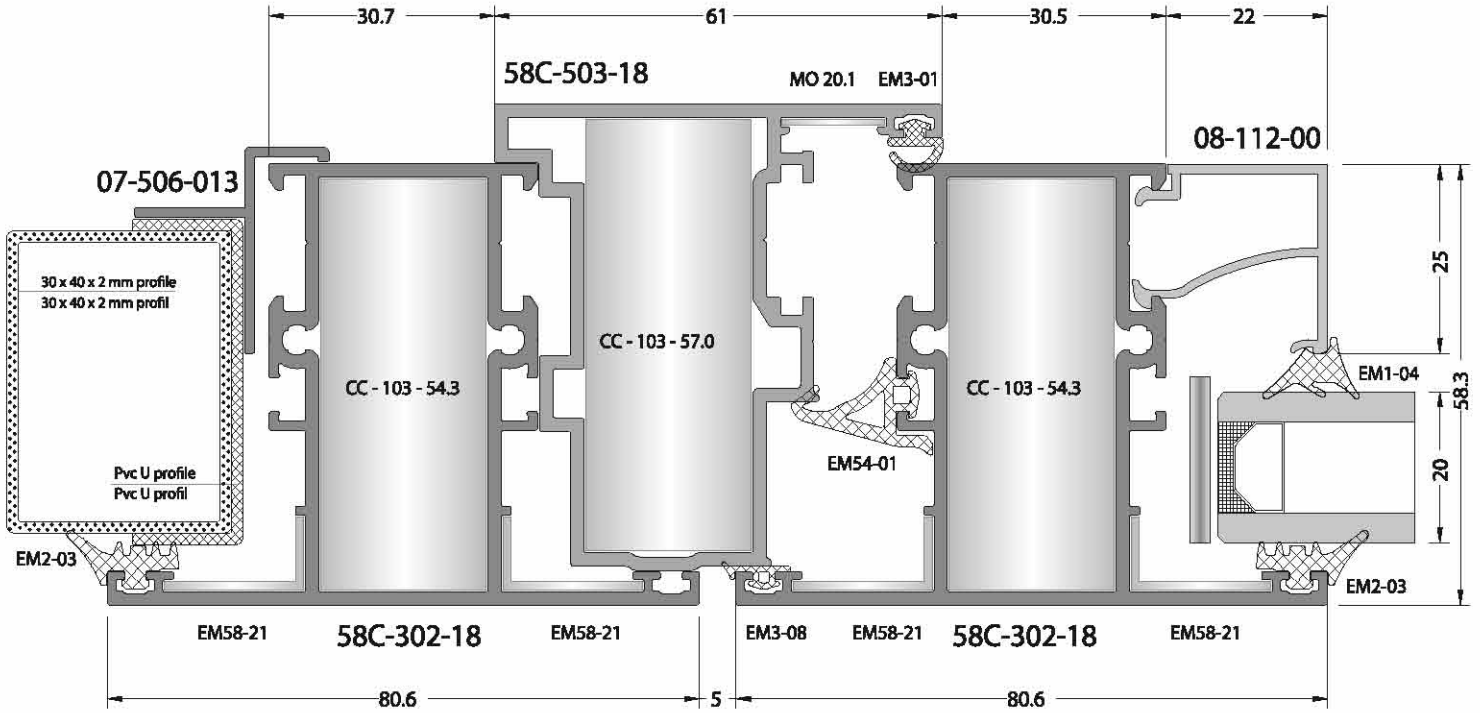
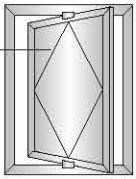


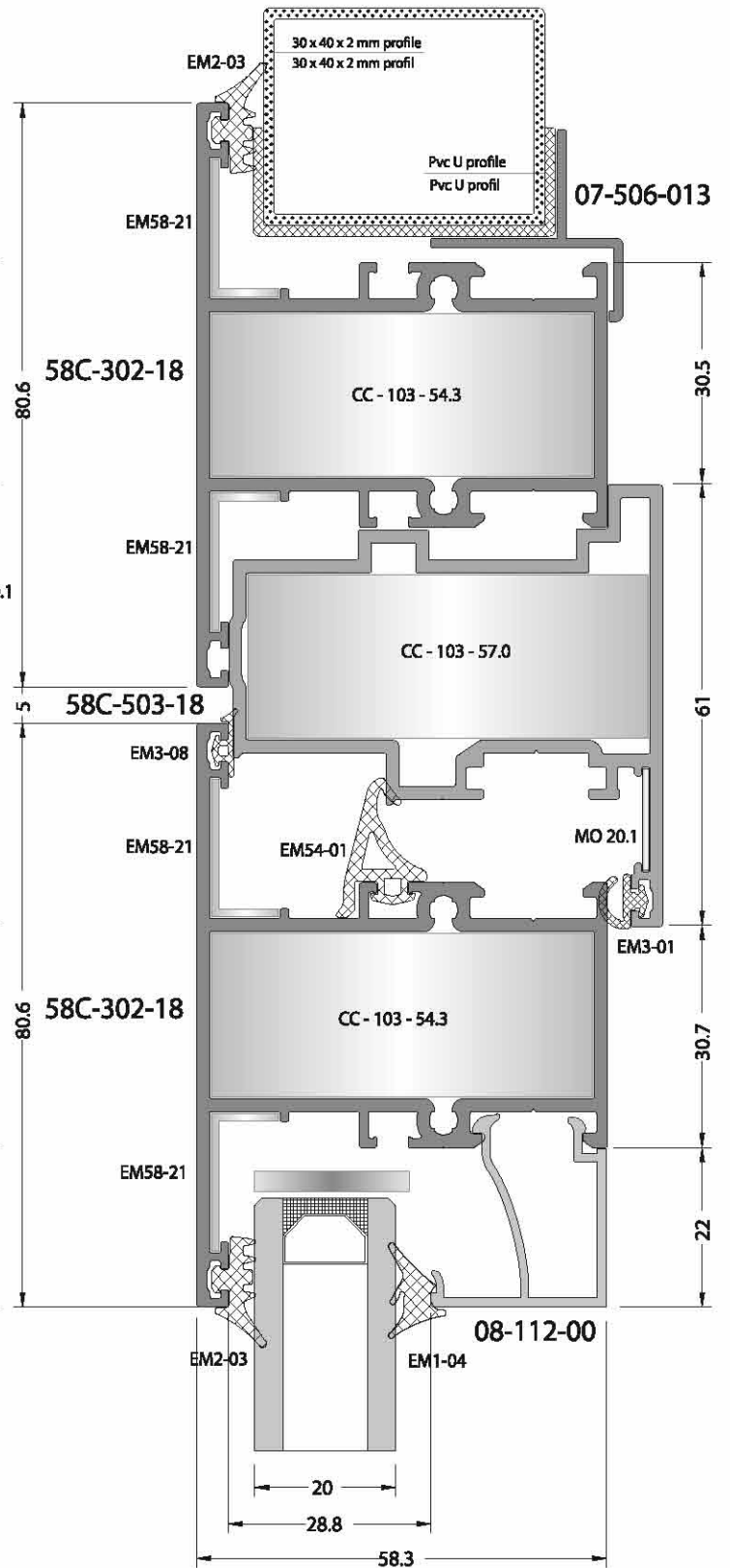
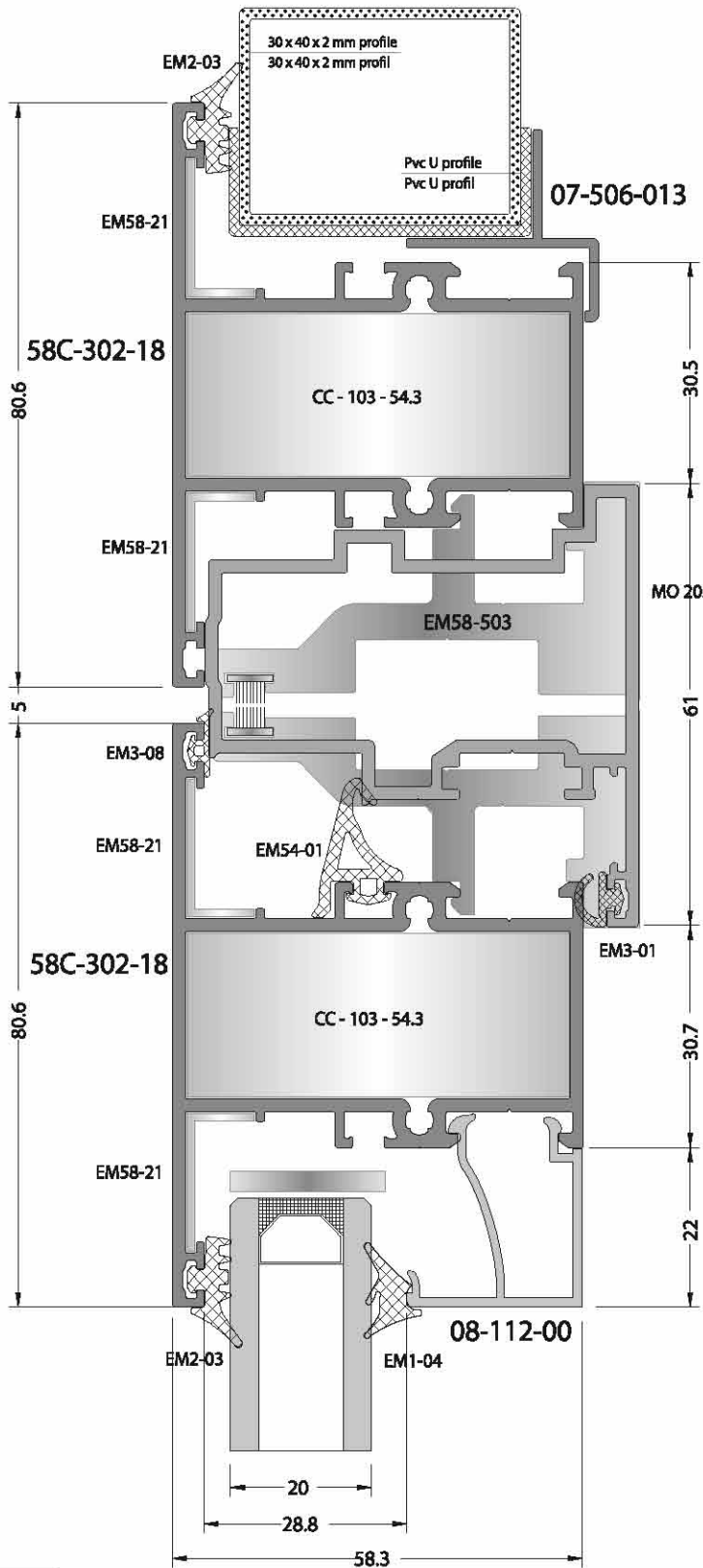
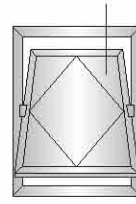
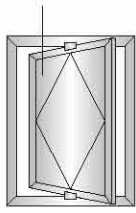


inside opening door / içe açılır kapı

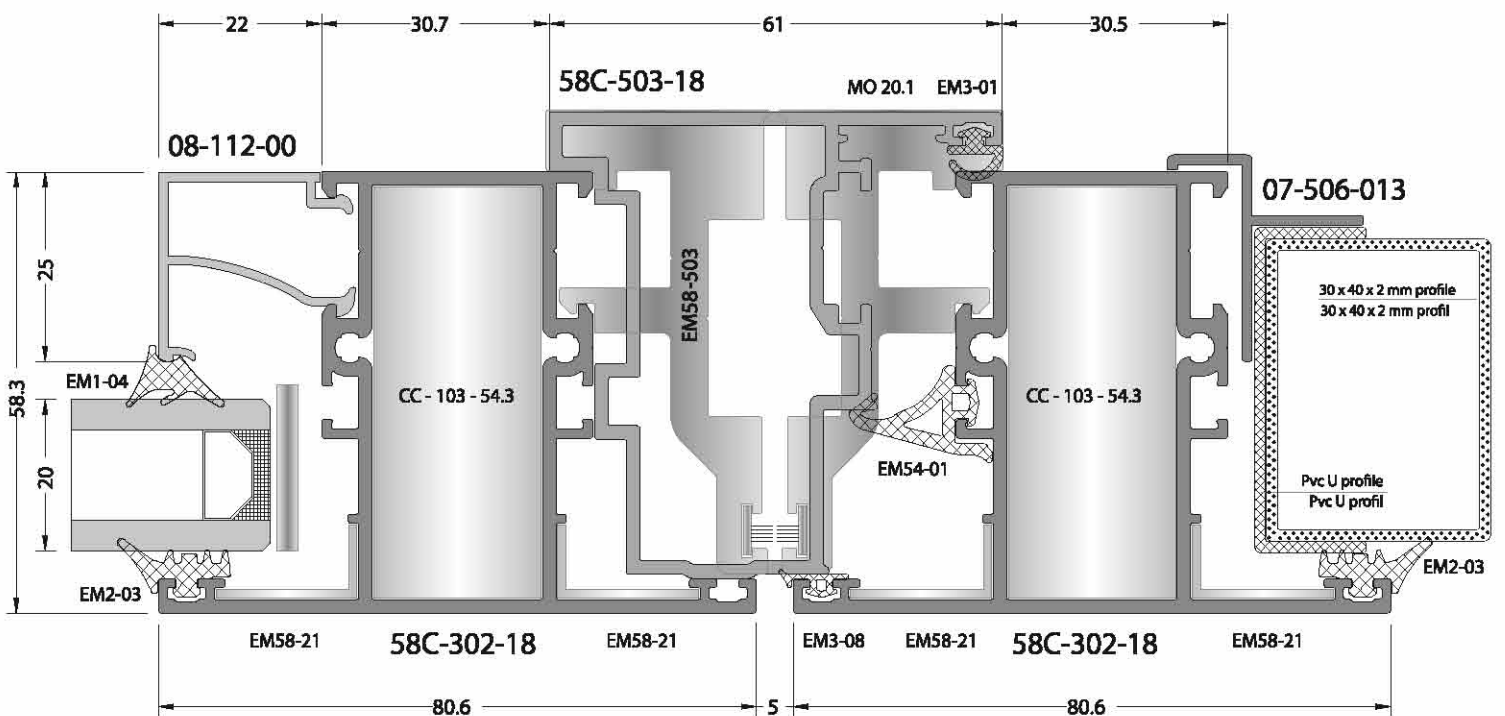
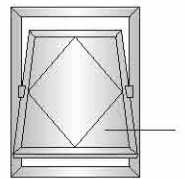
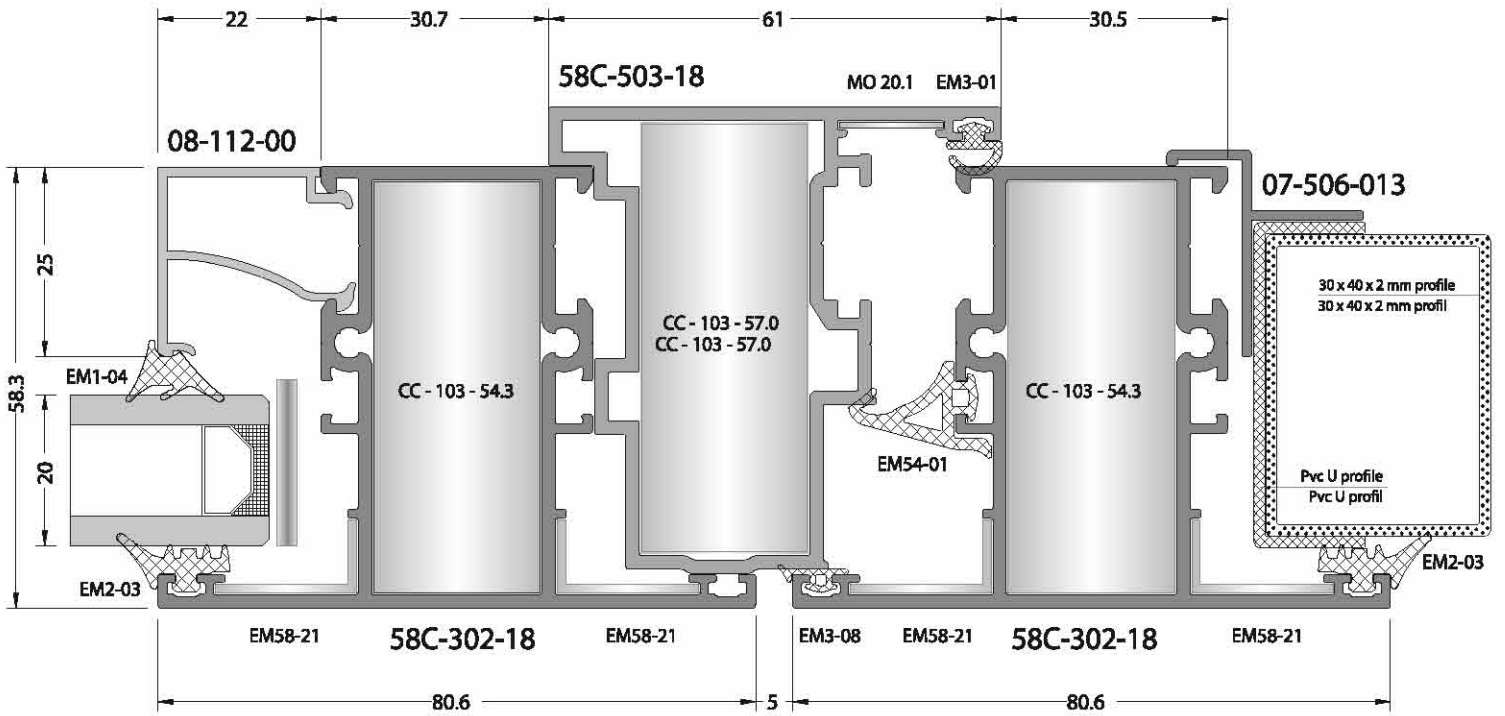
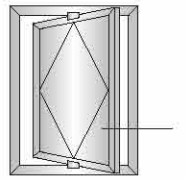
outside opening door / dışa açılır kapı

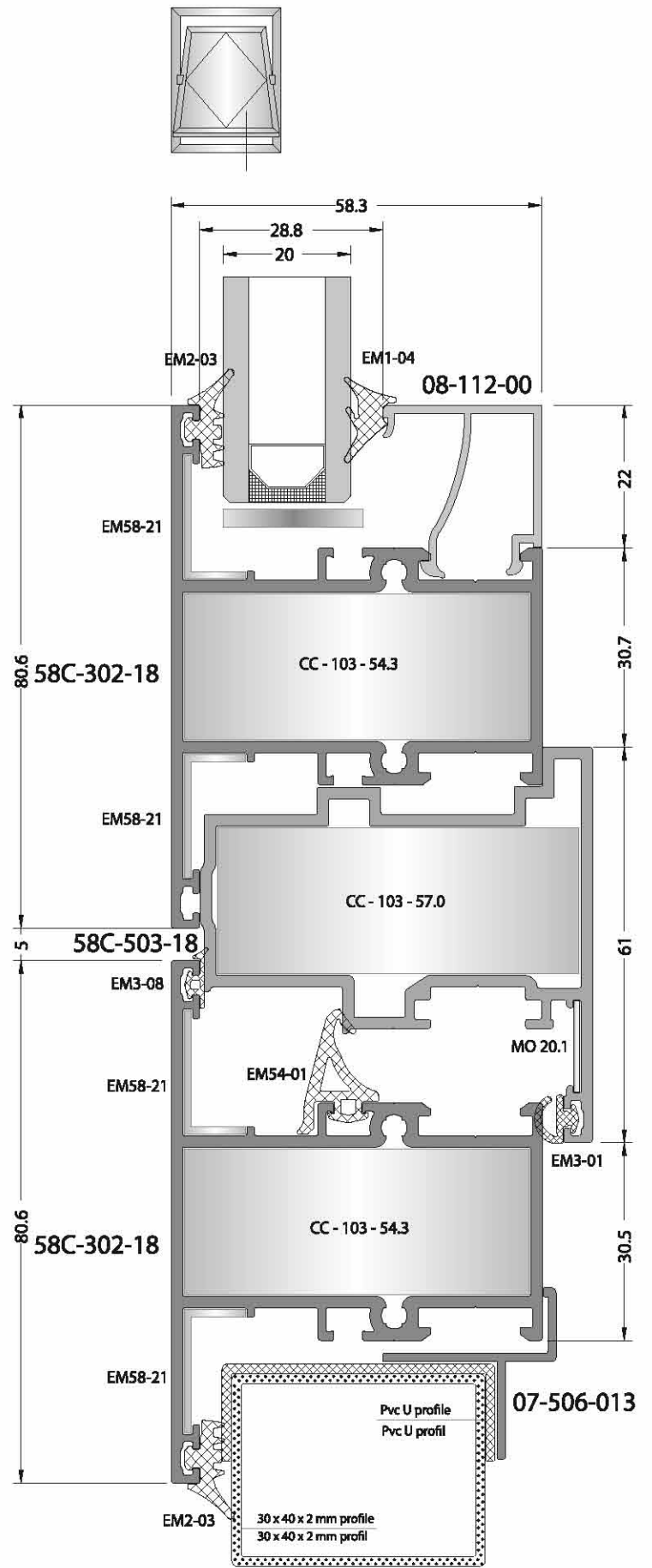
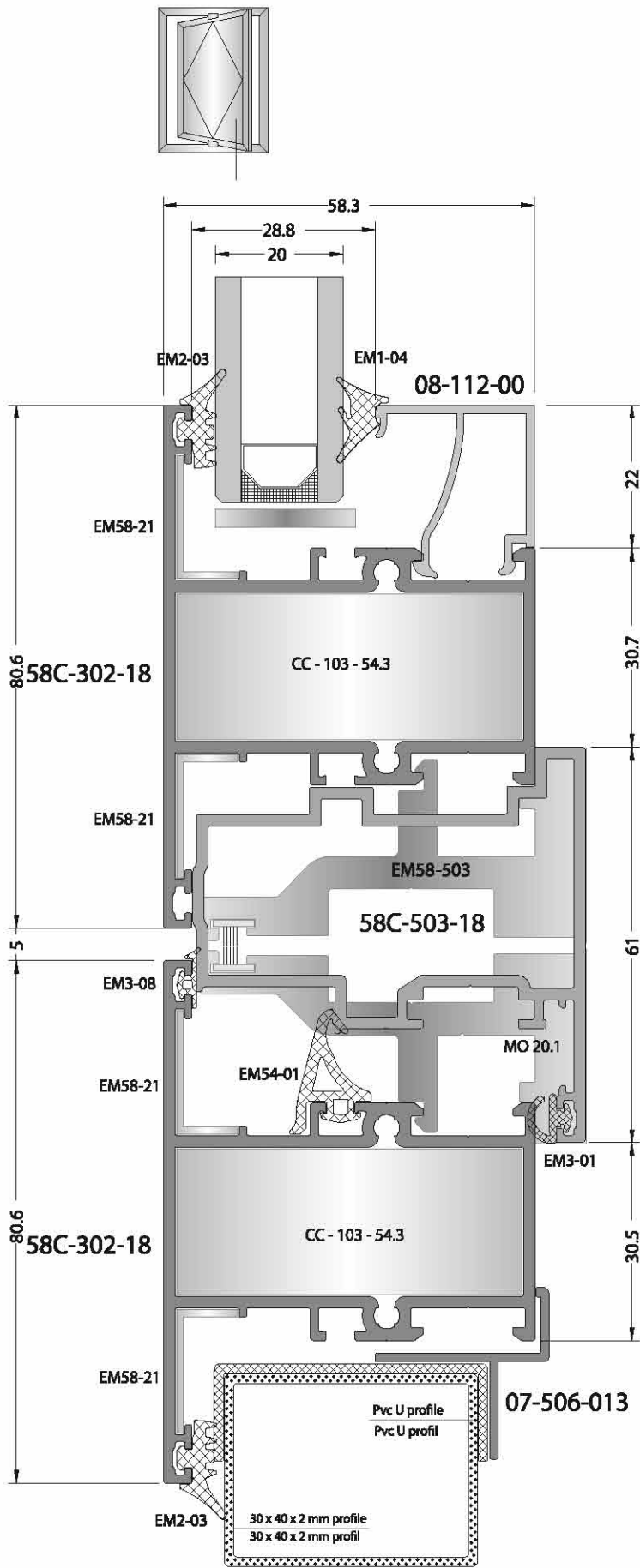


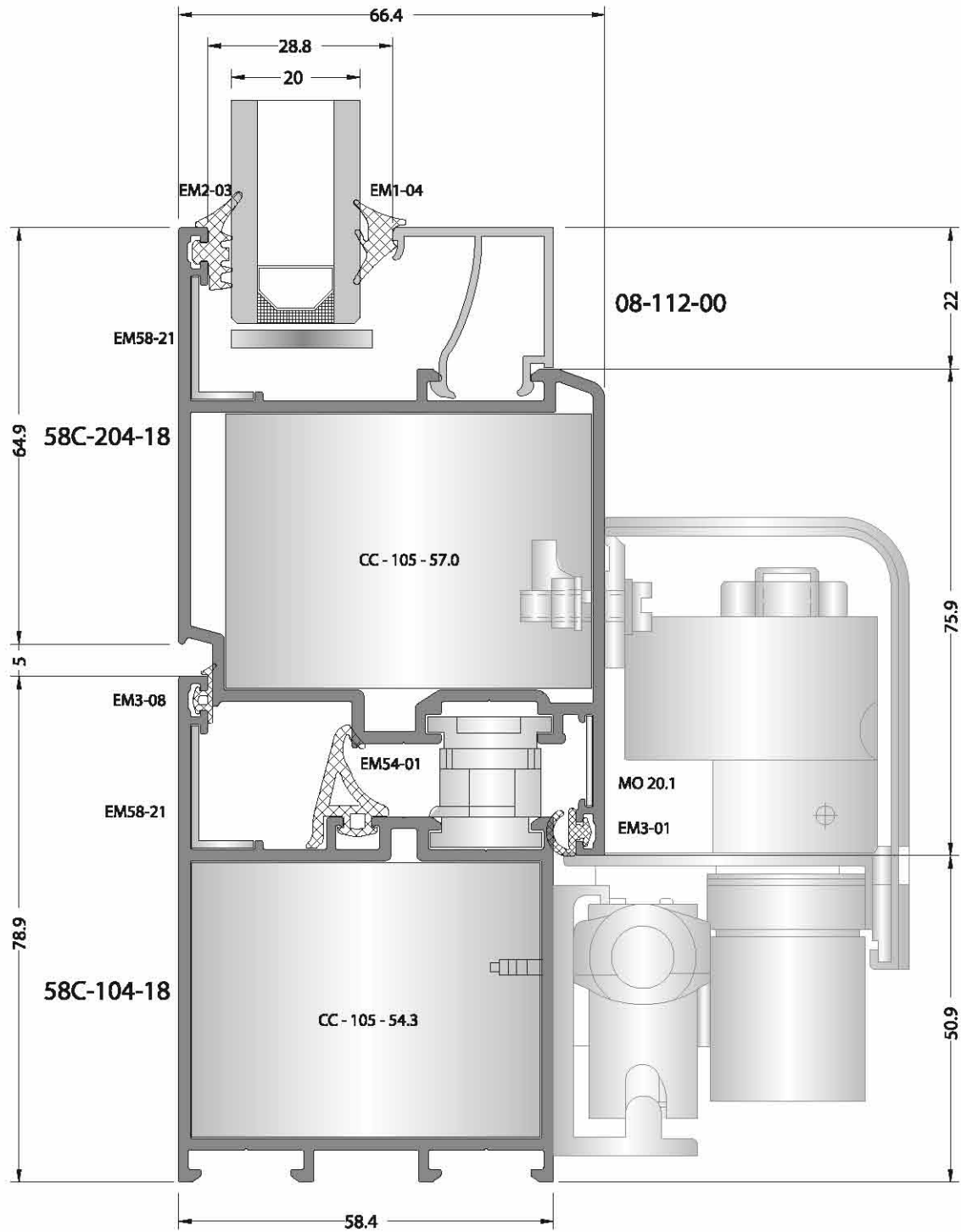
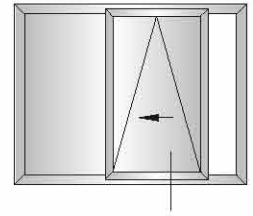


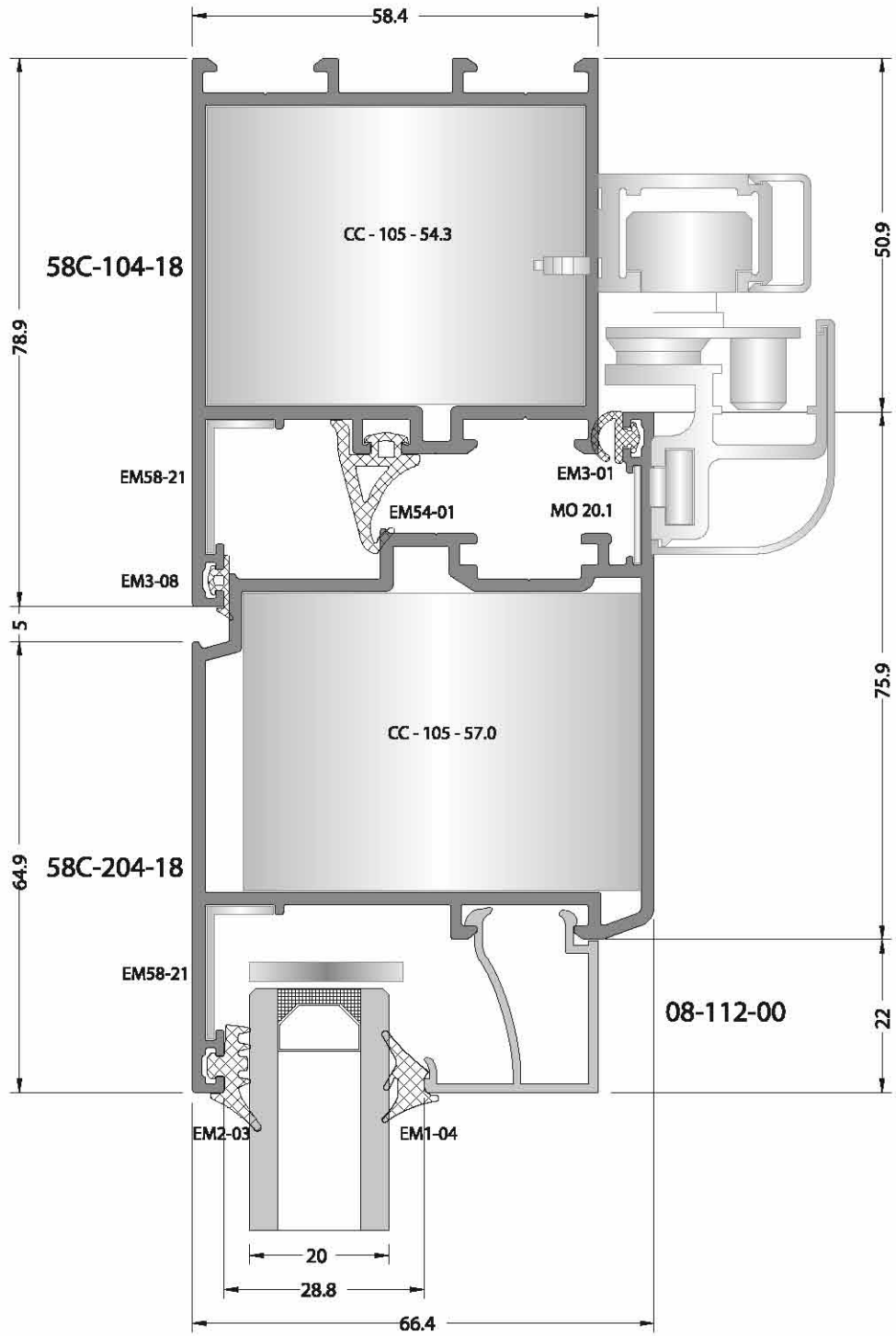
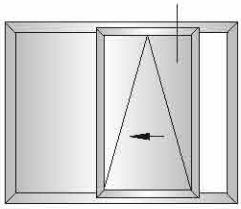


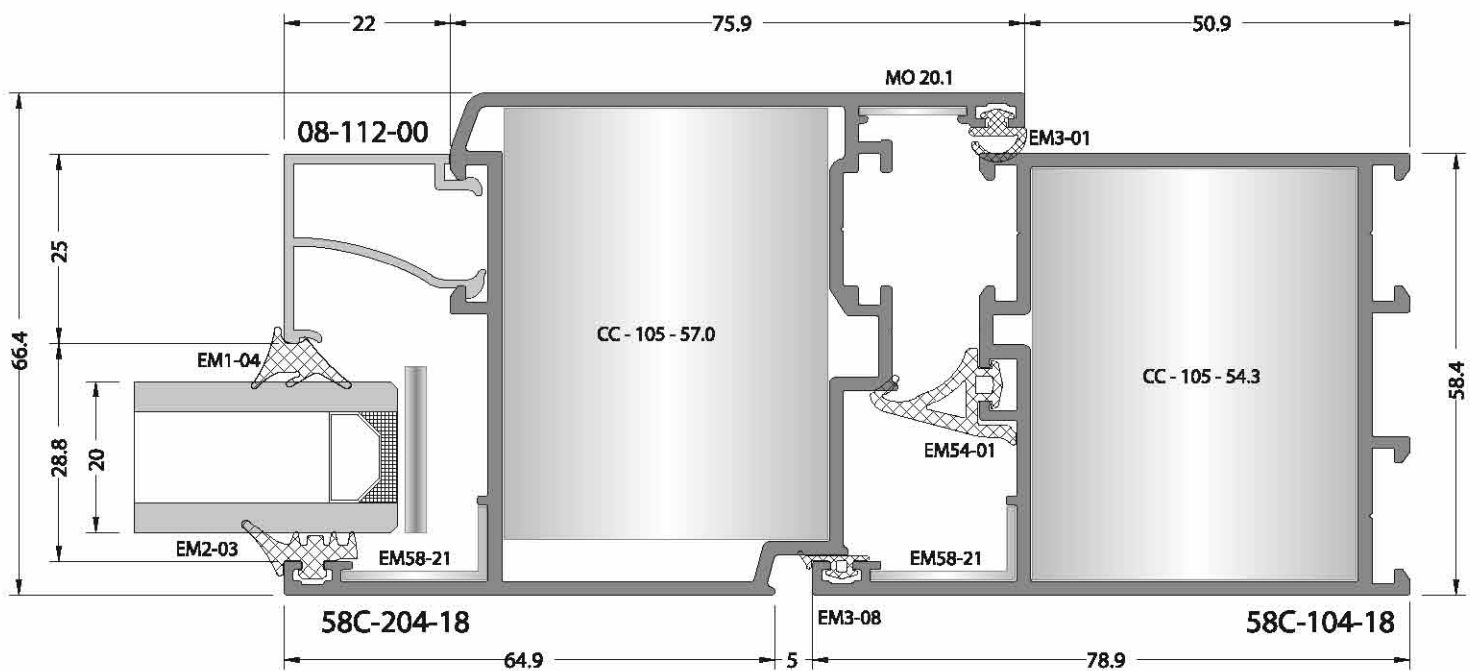
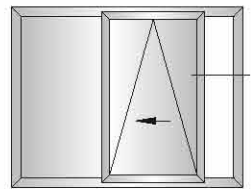
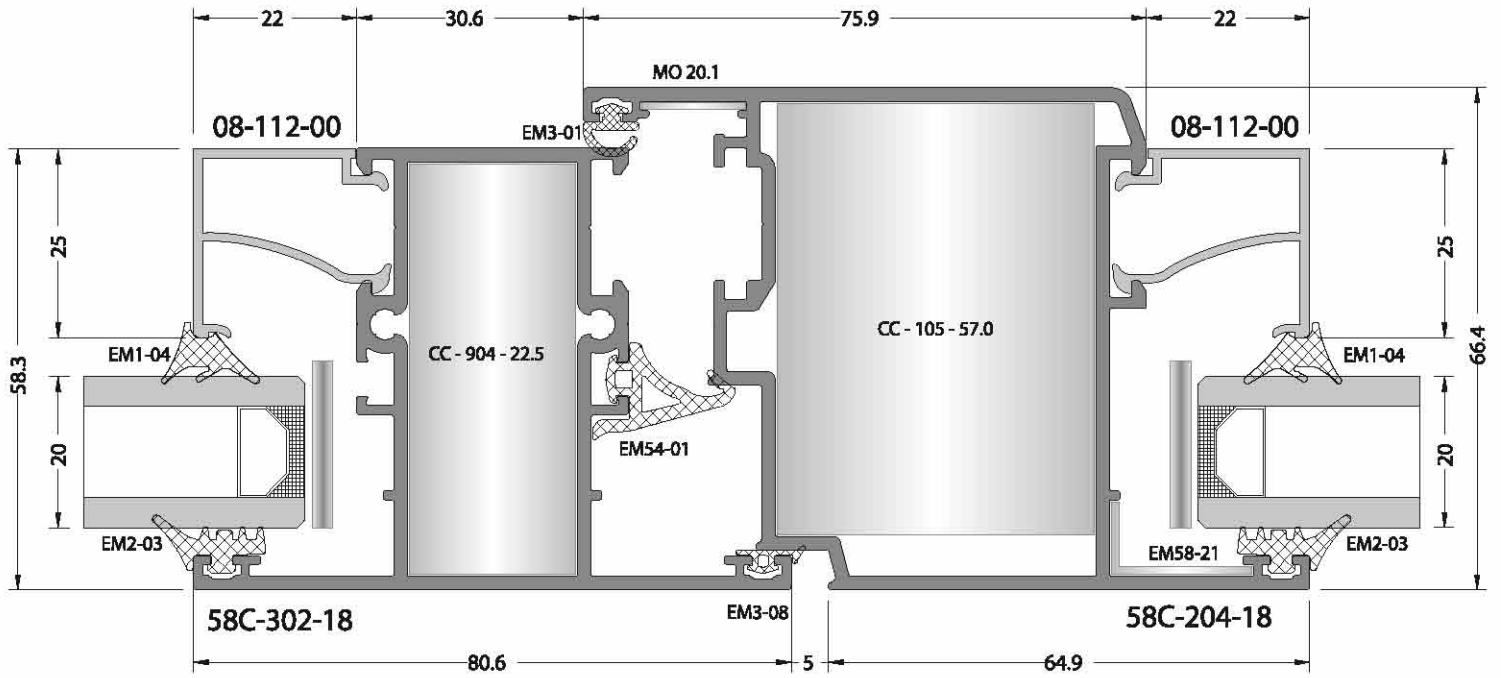
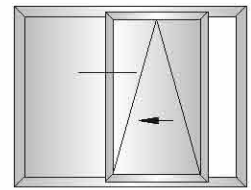


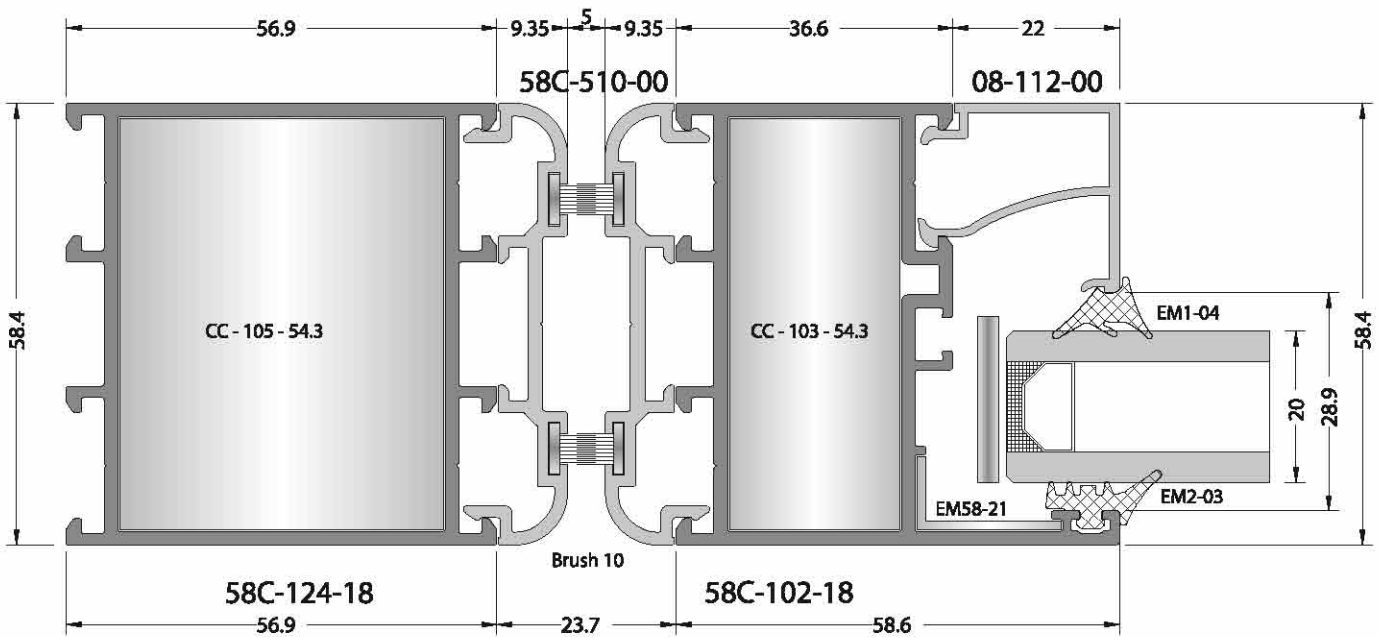
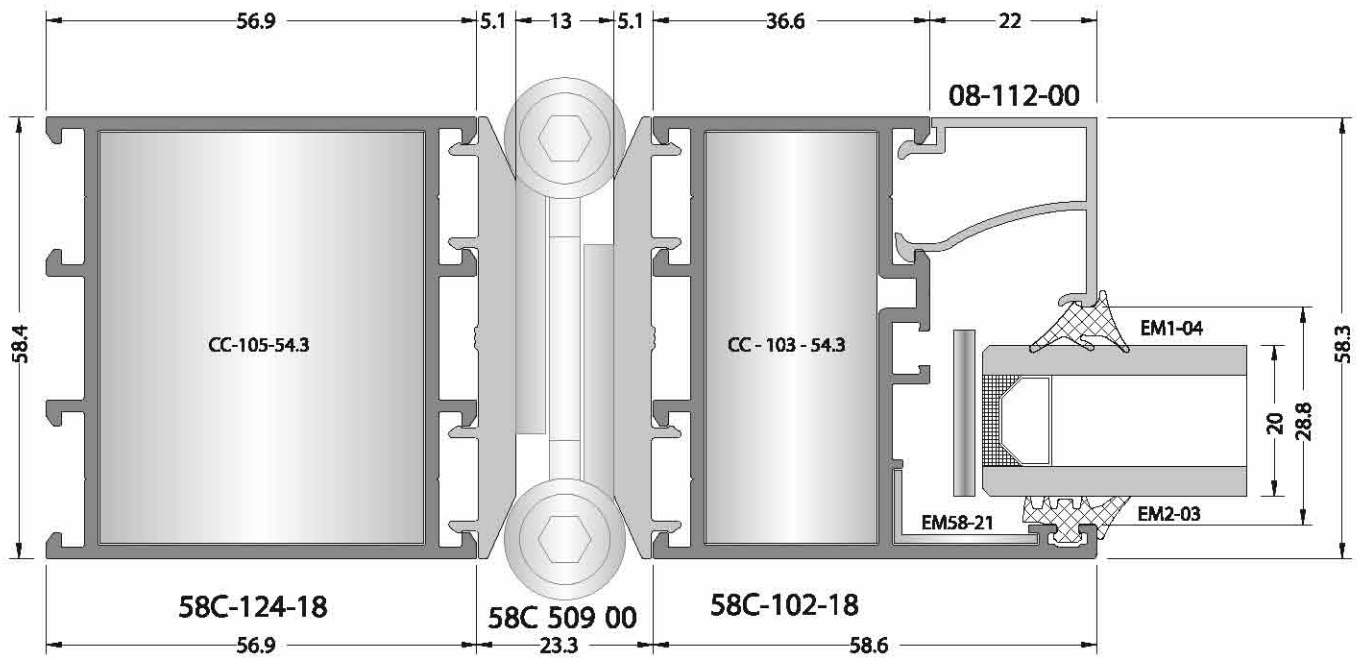
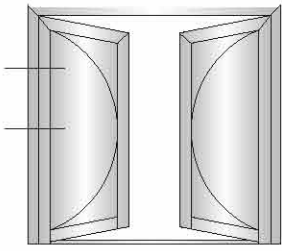


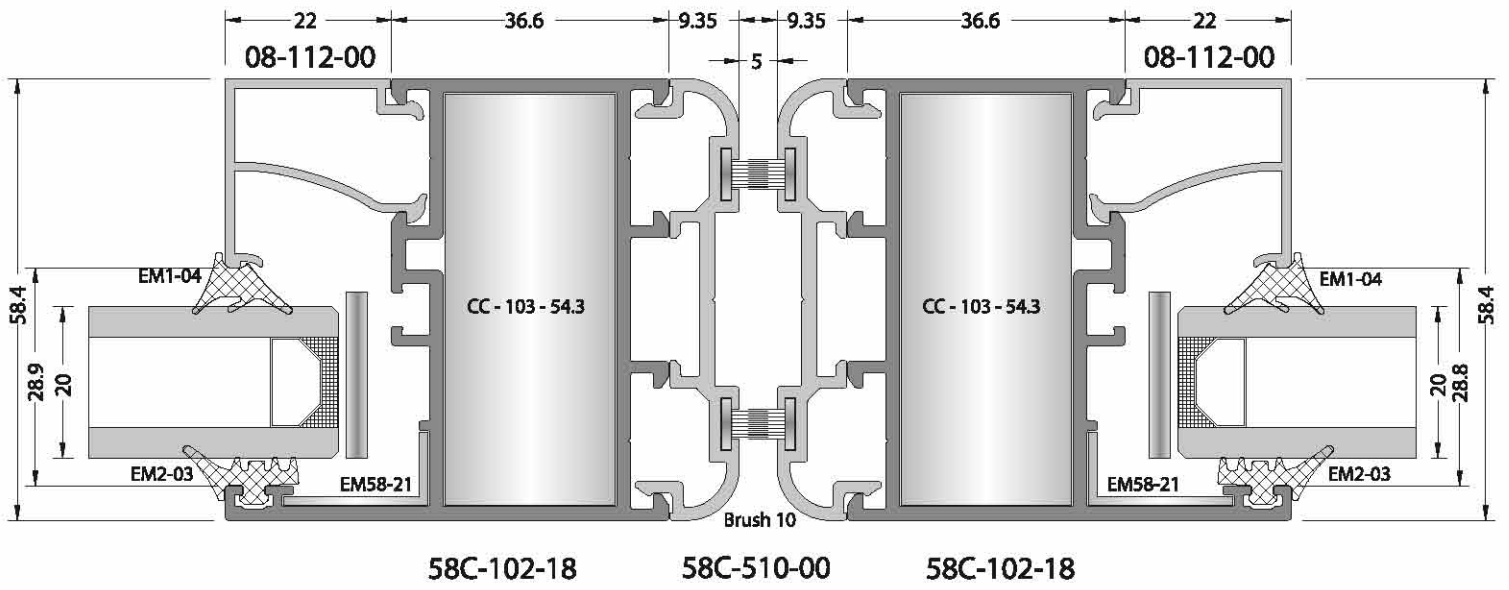
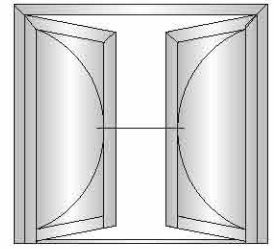


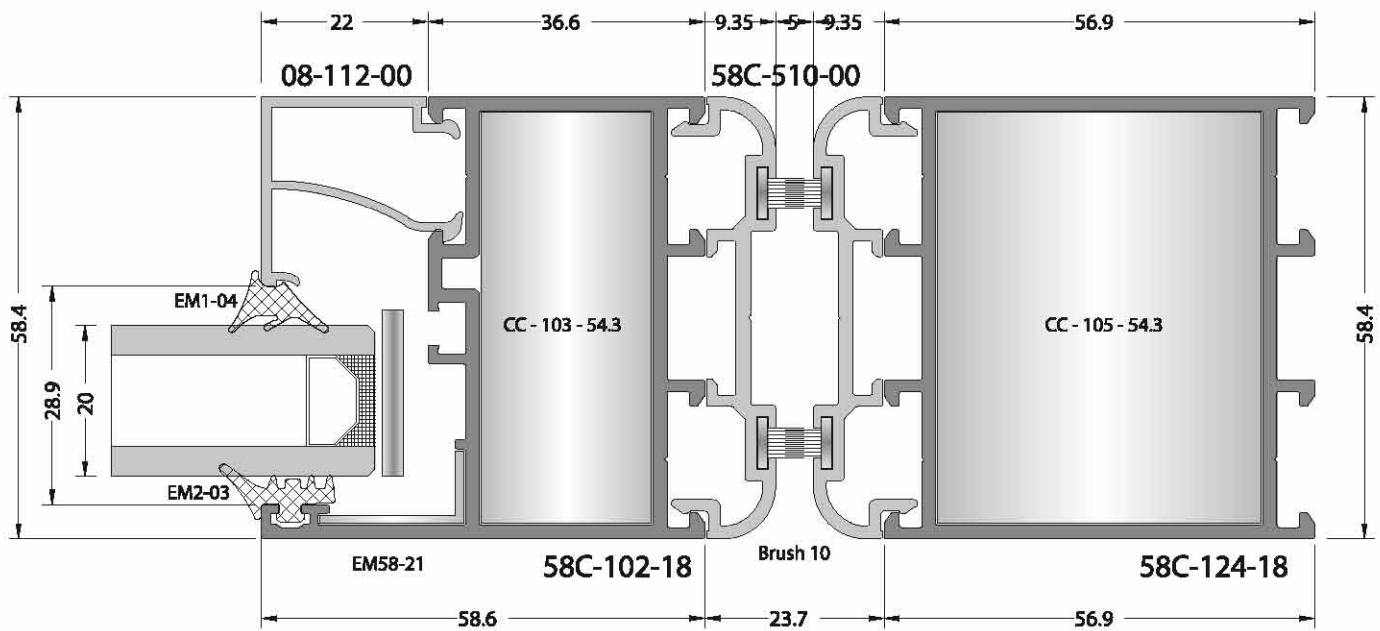
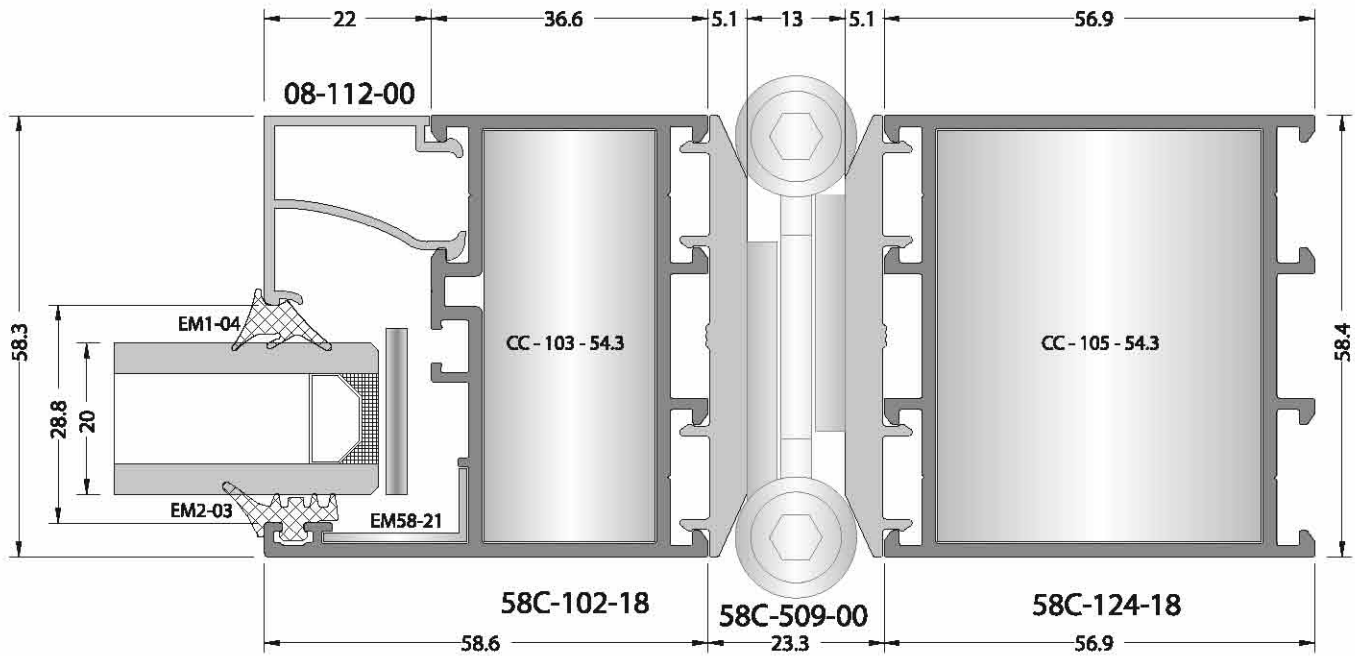
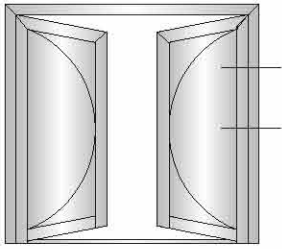




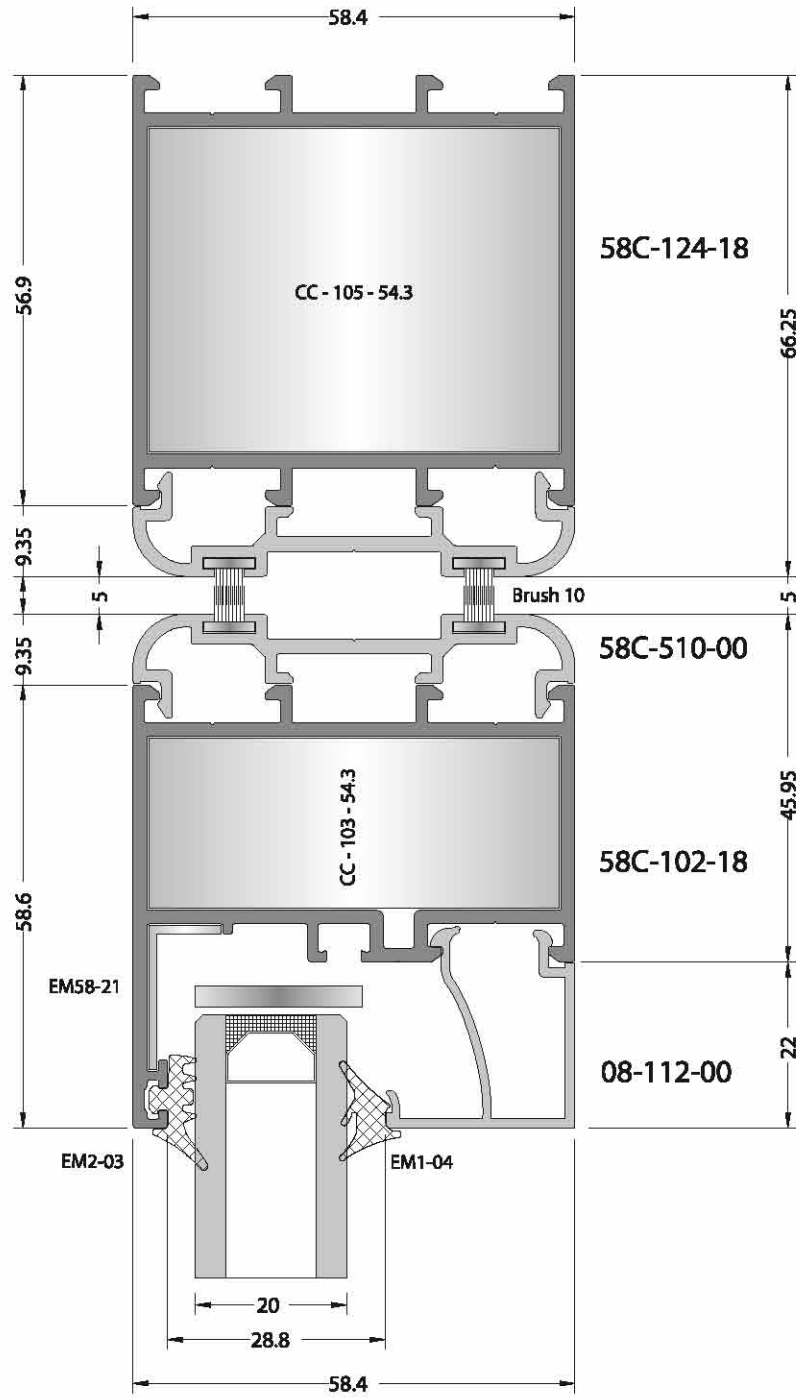
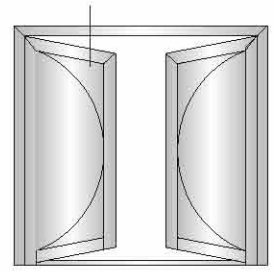


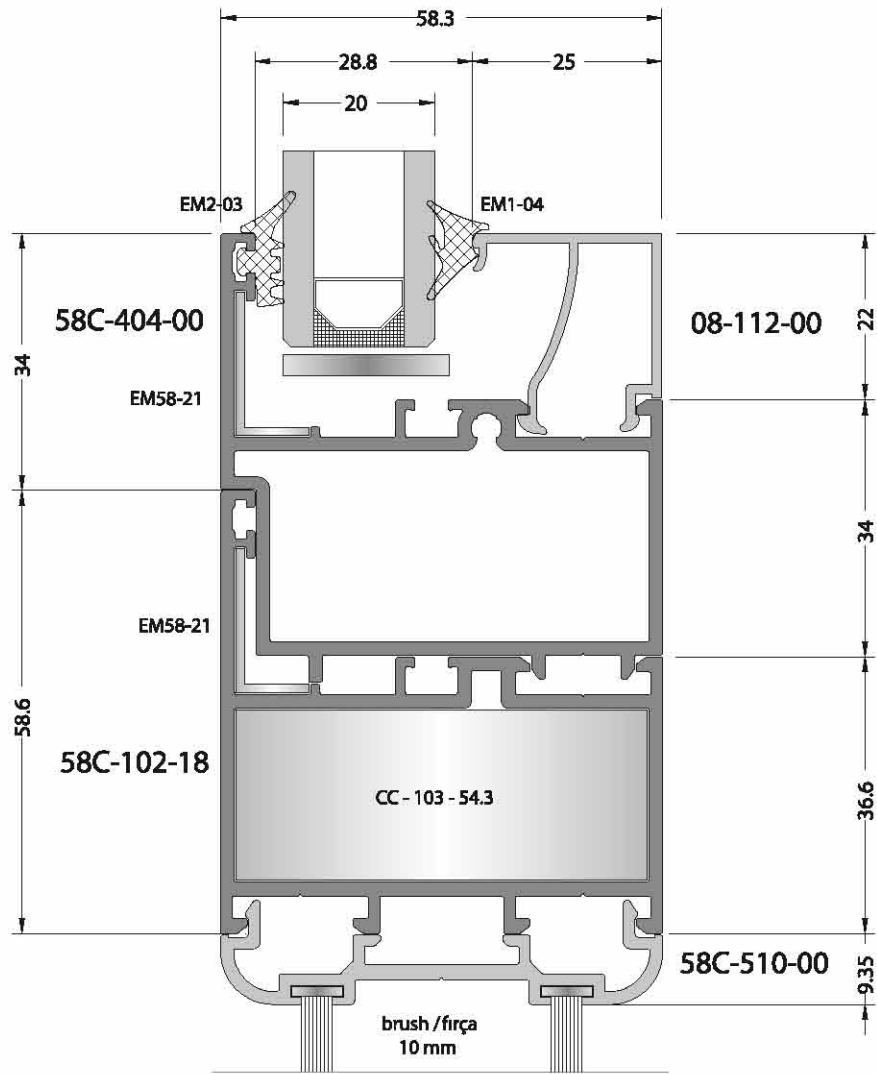
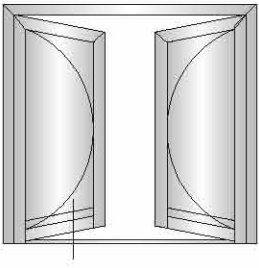


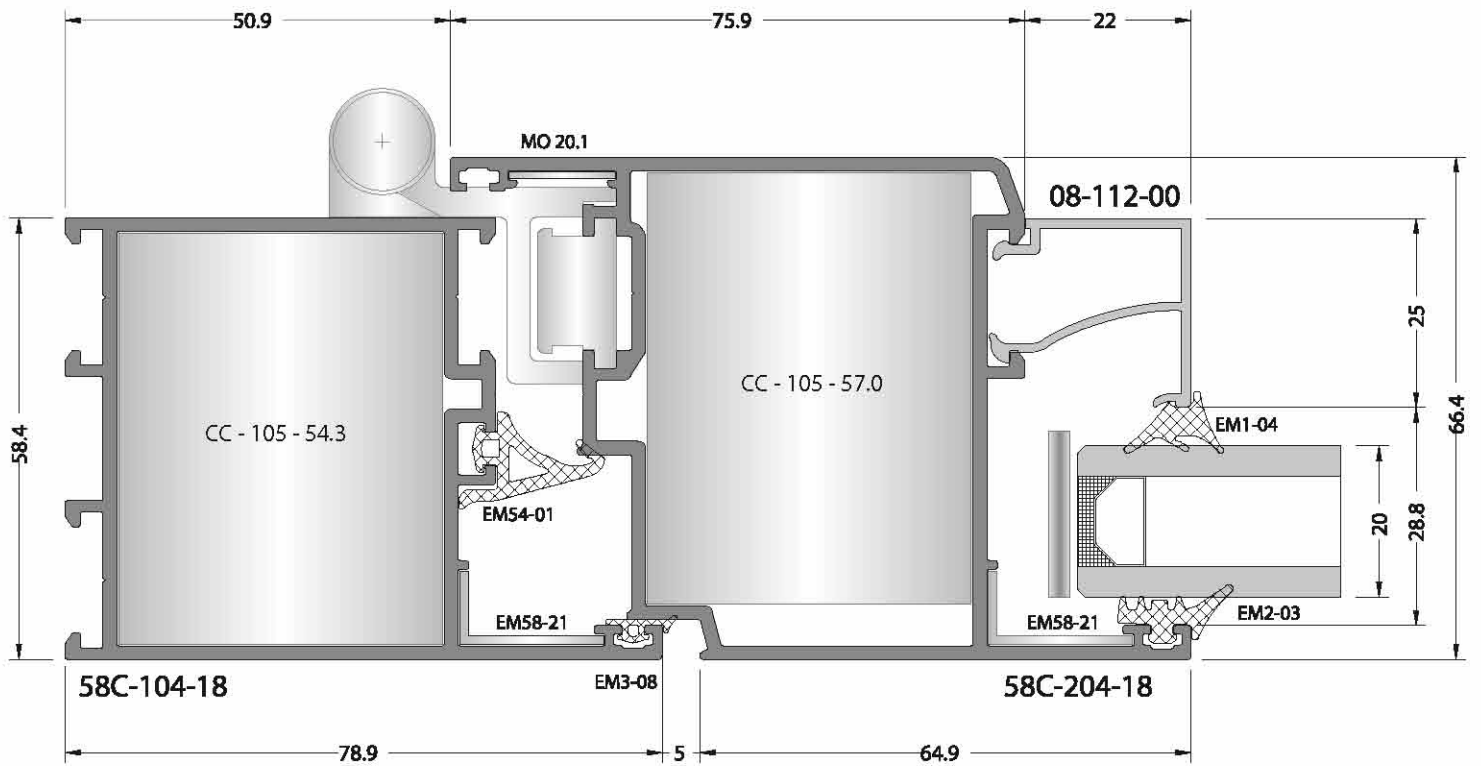
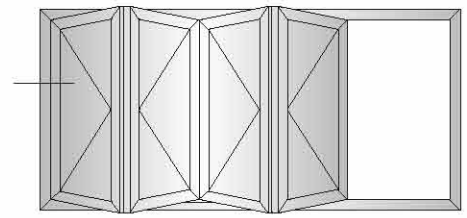


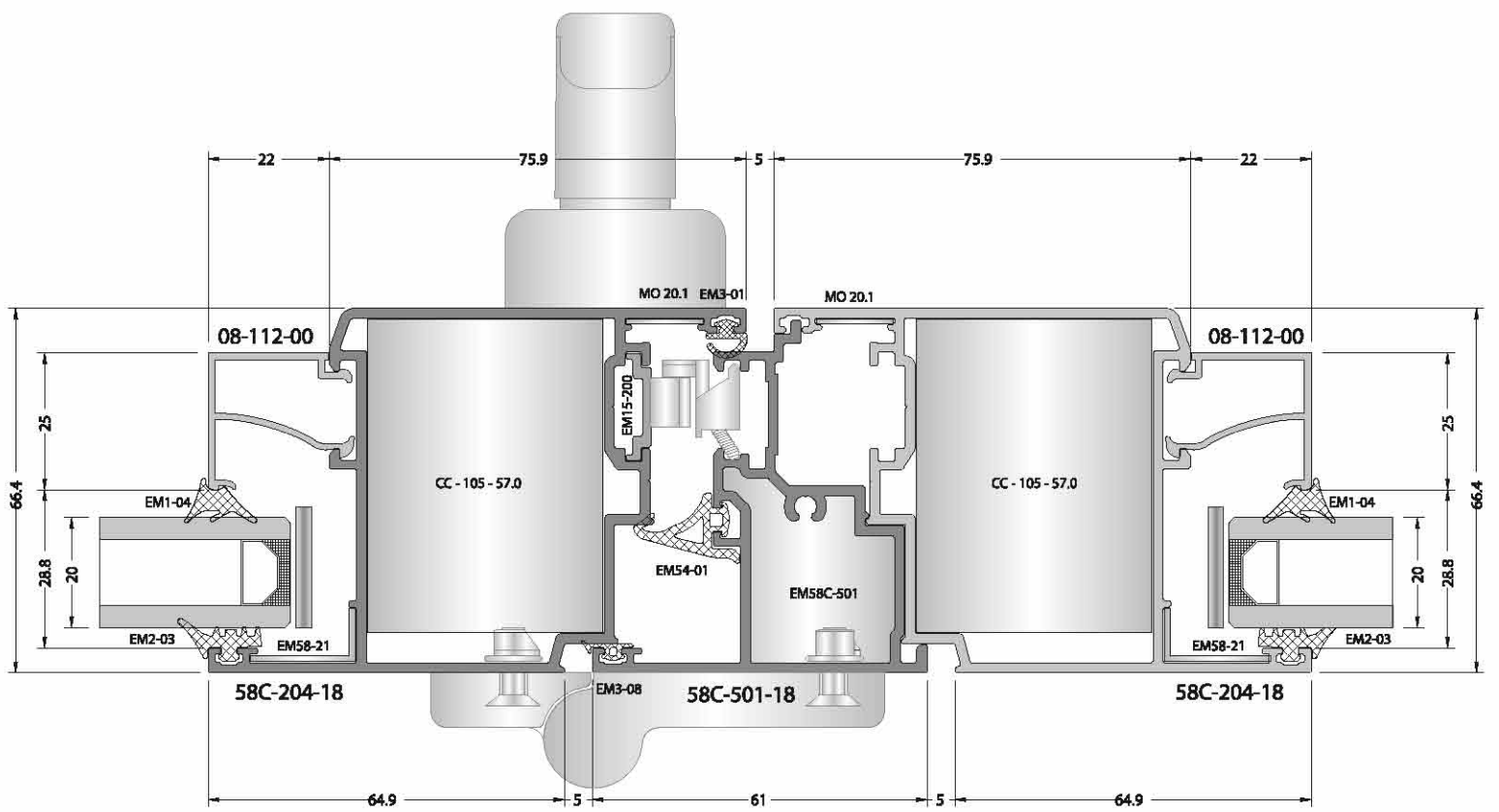
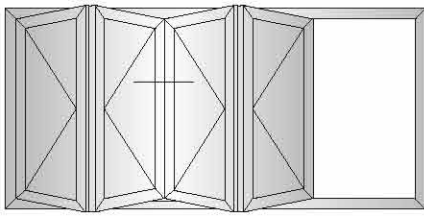


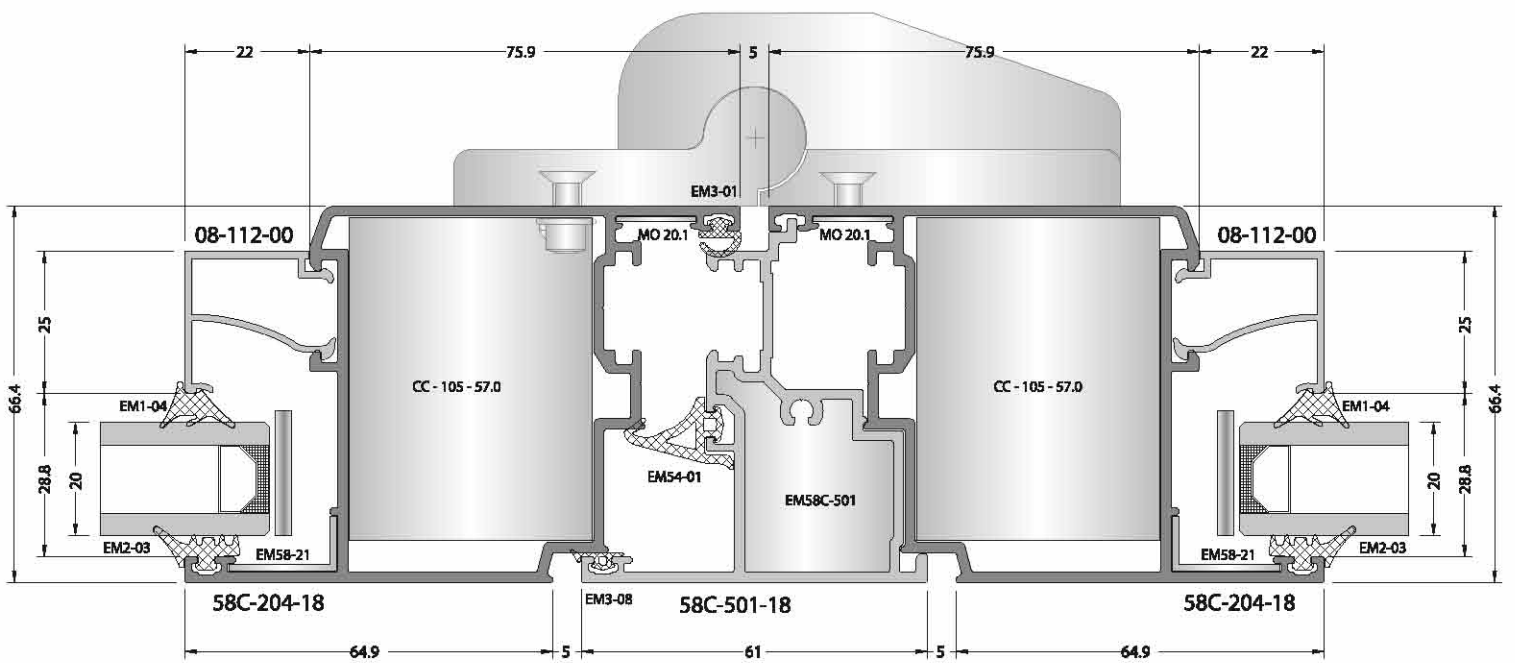
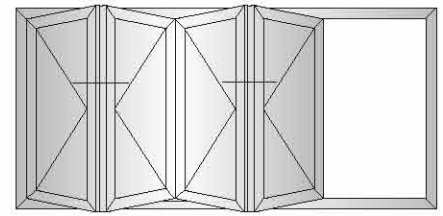


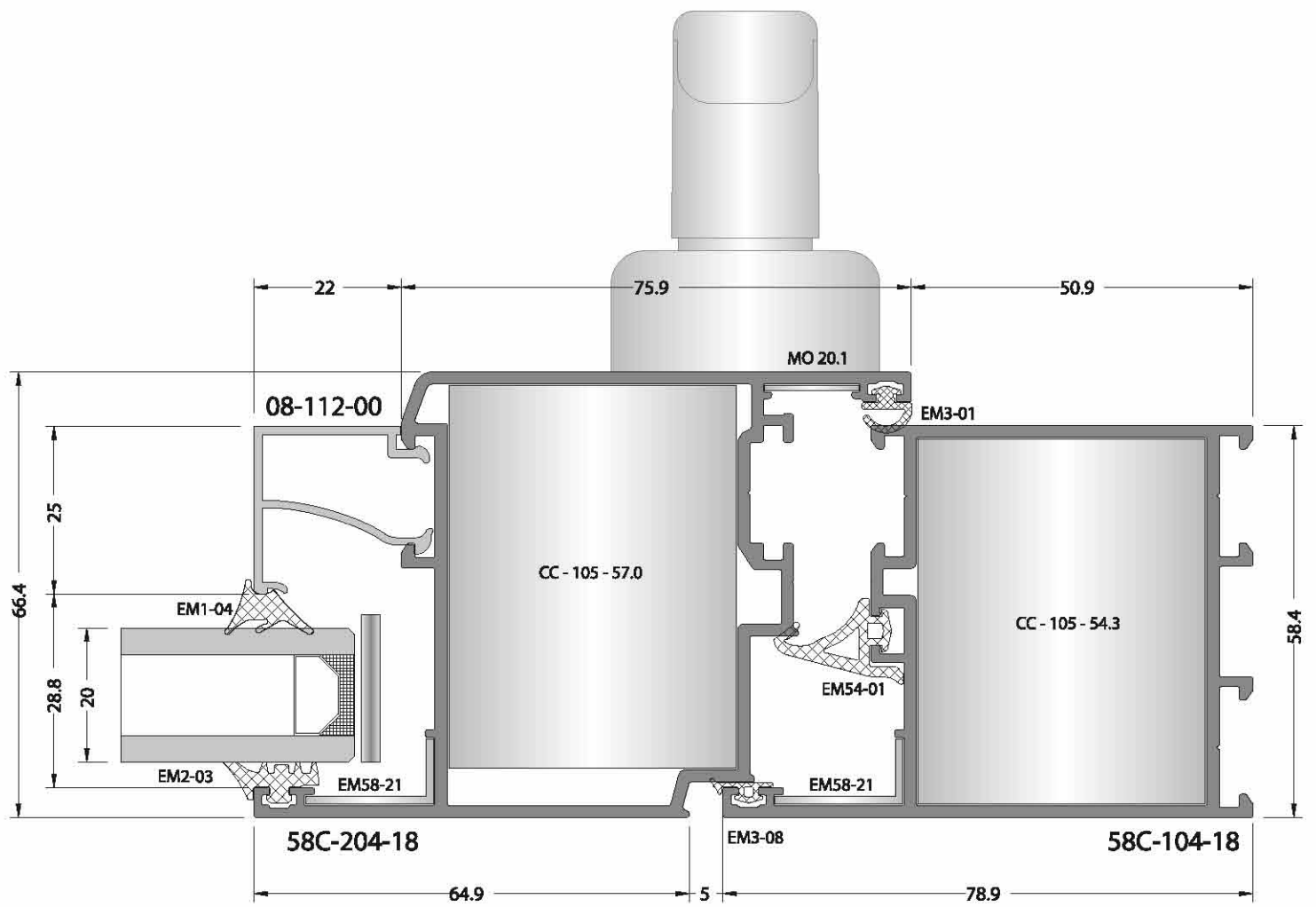
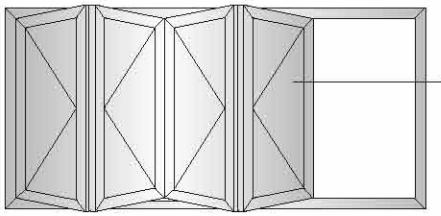


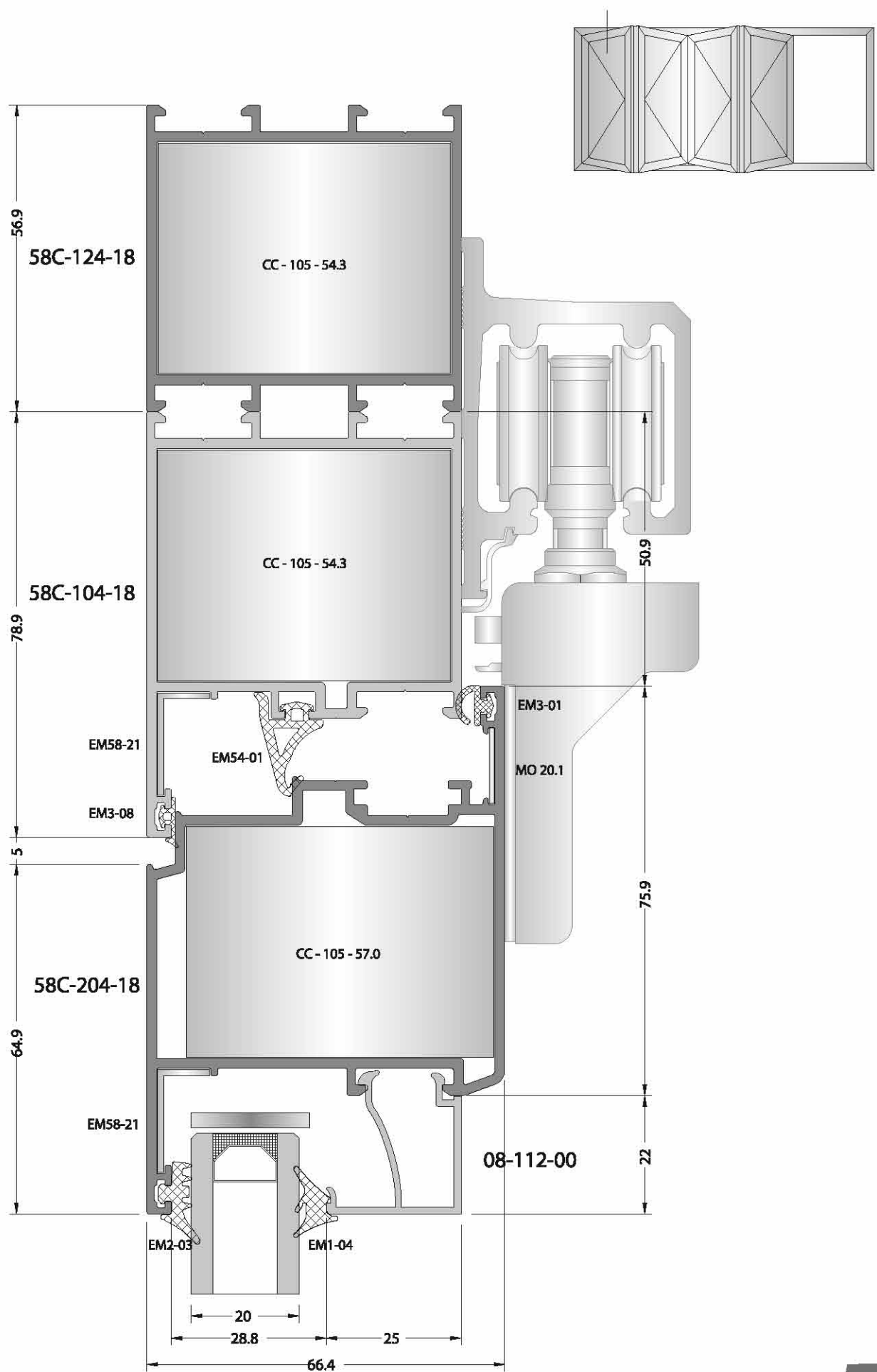


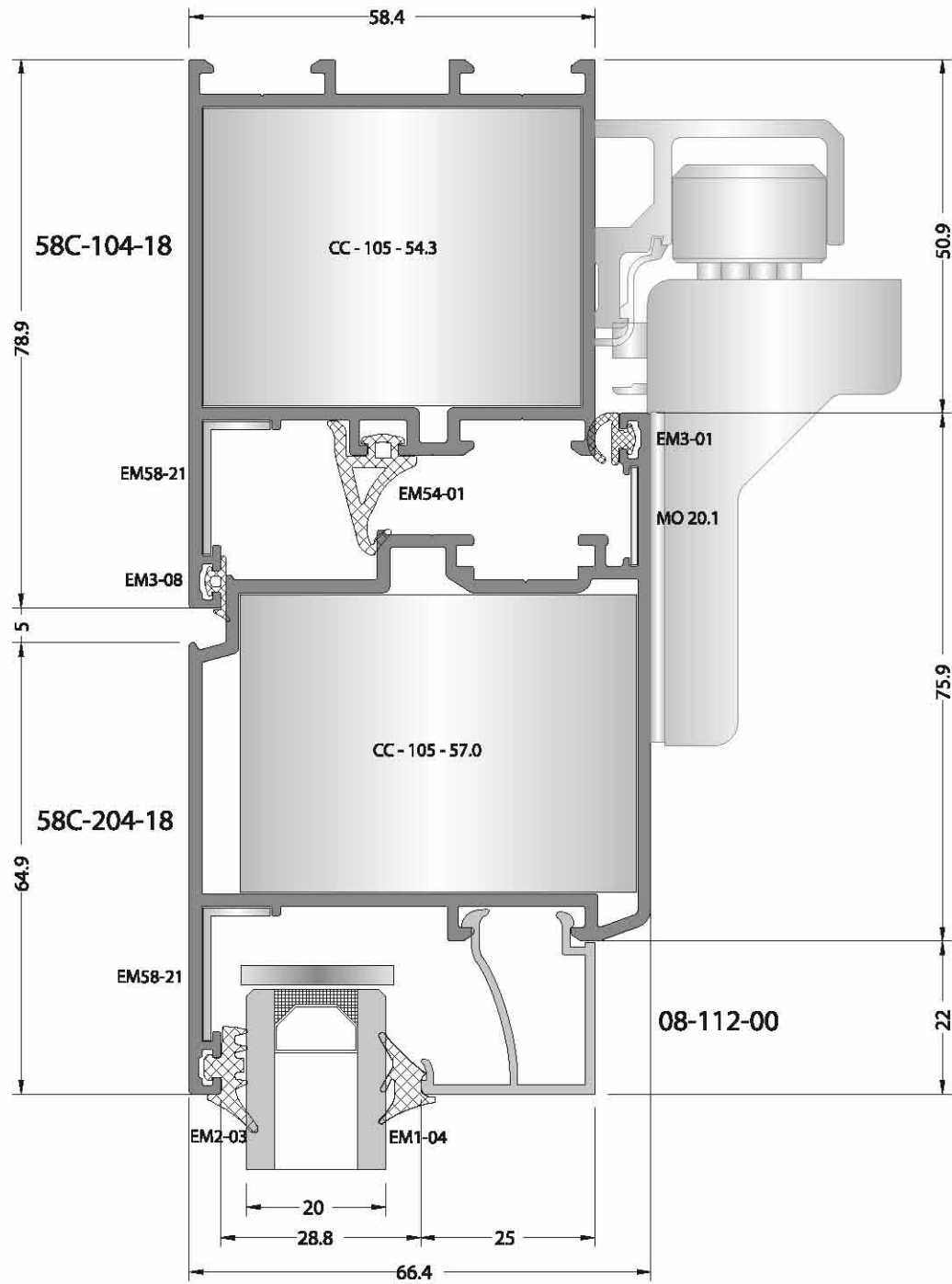
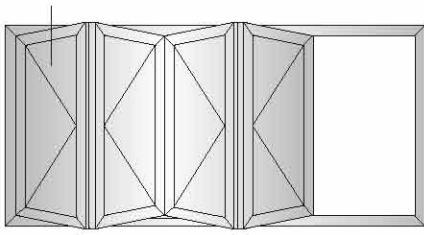




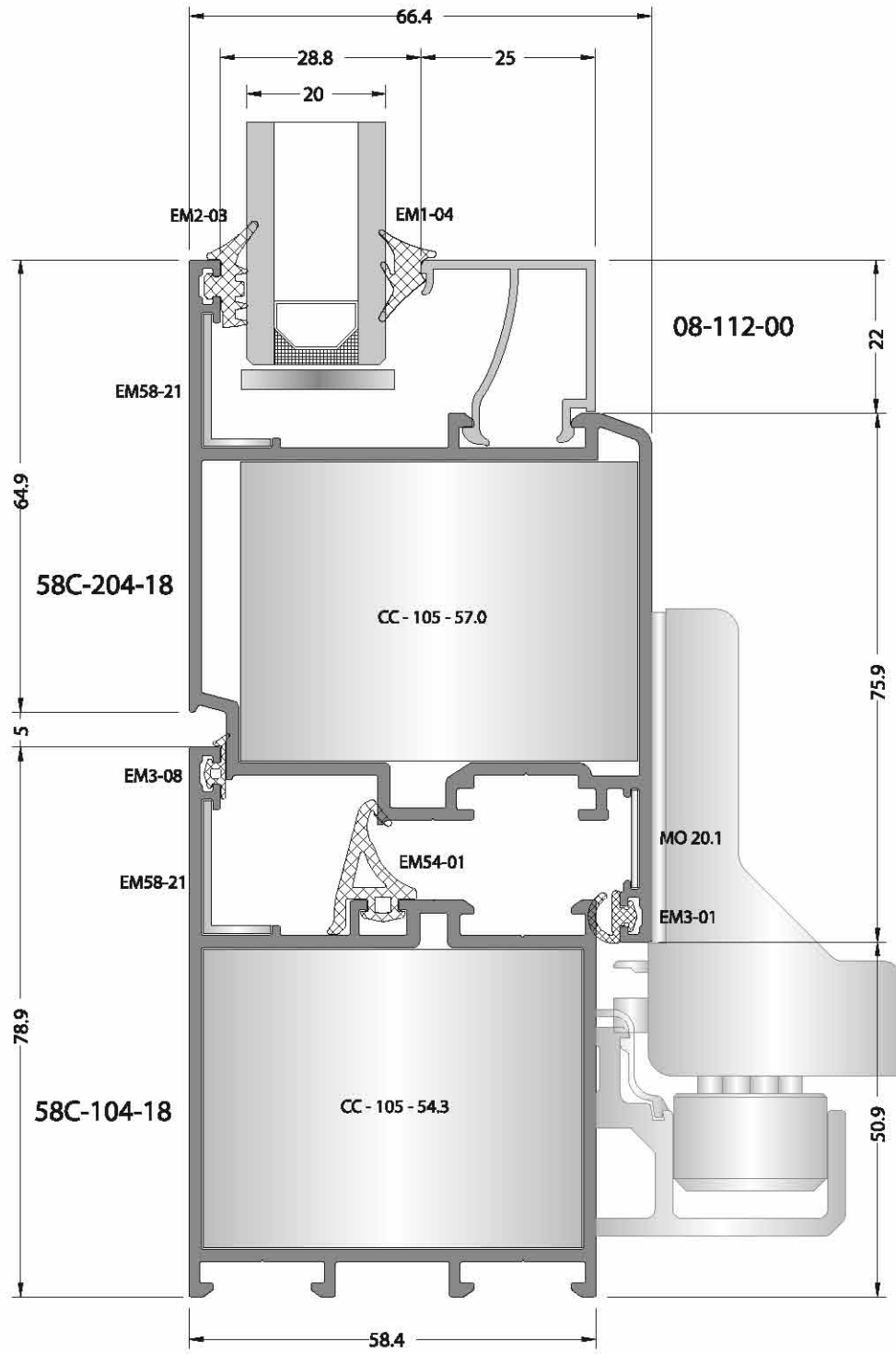
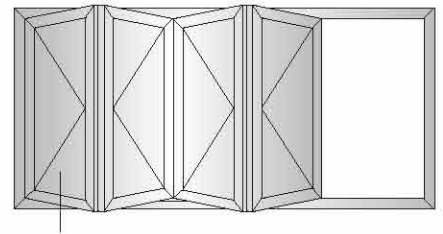


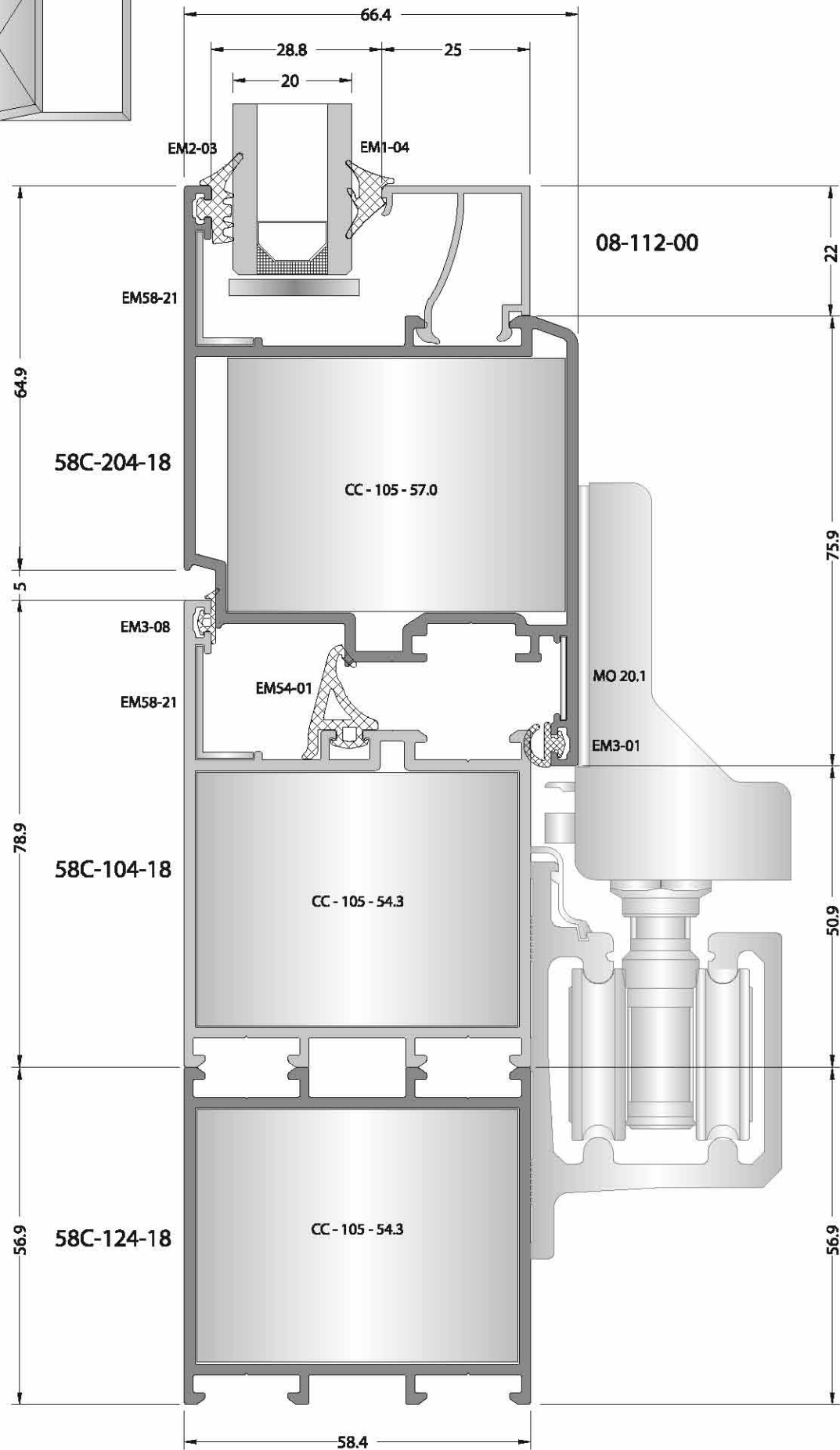
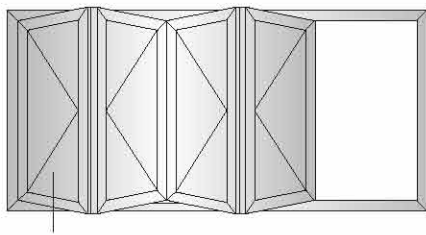






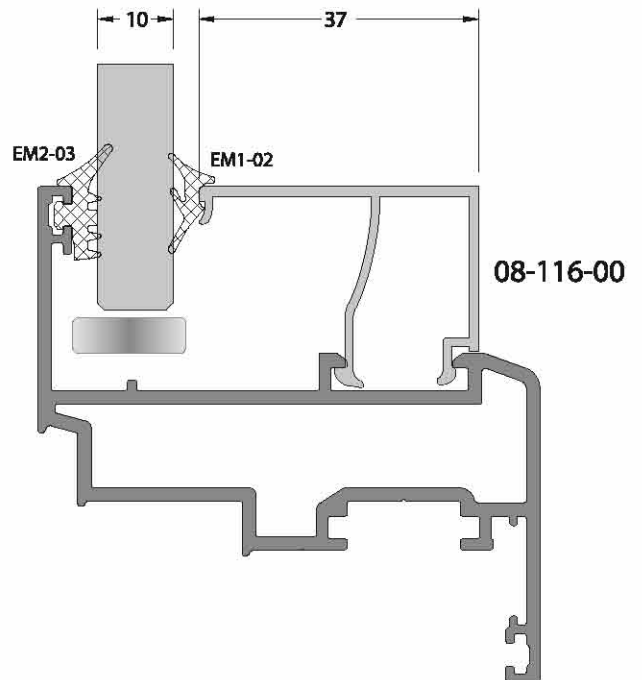
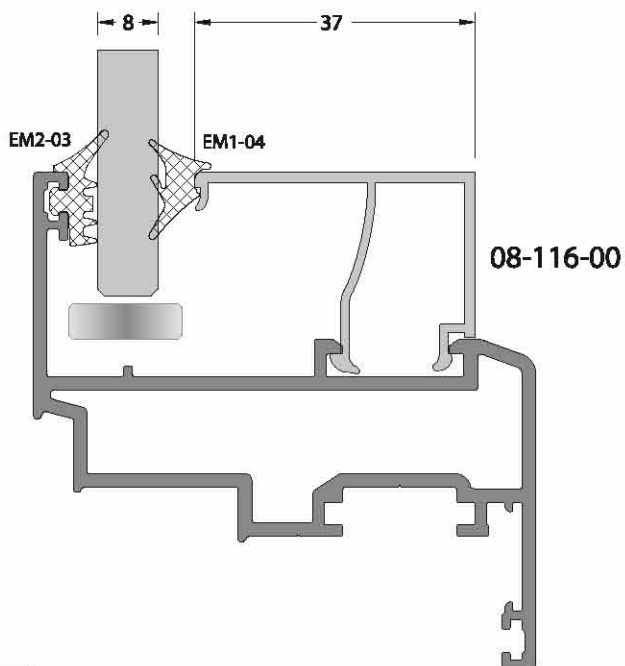
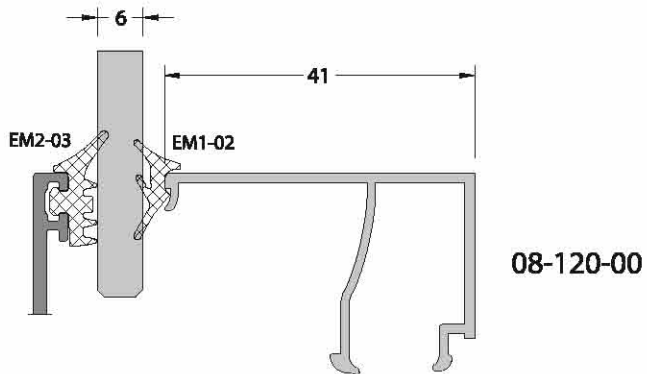
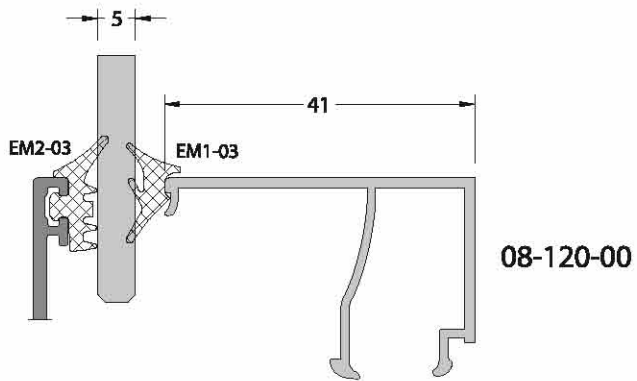
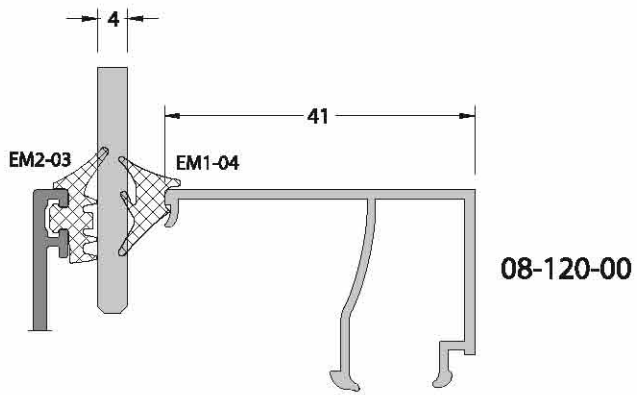




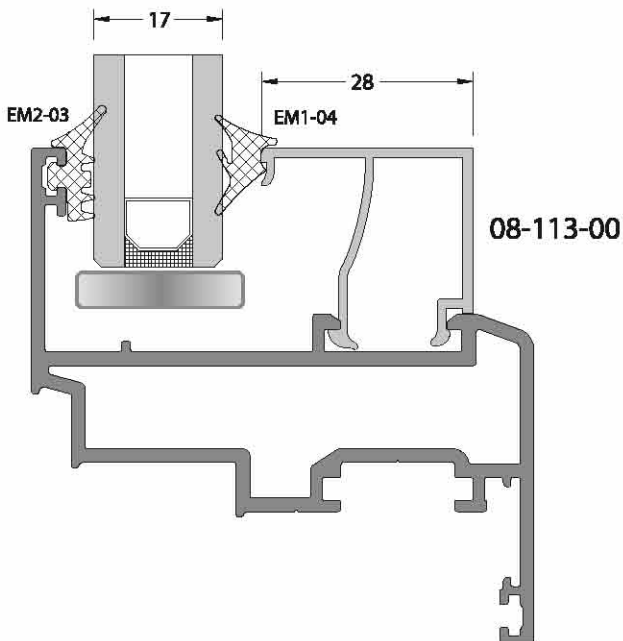
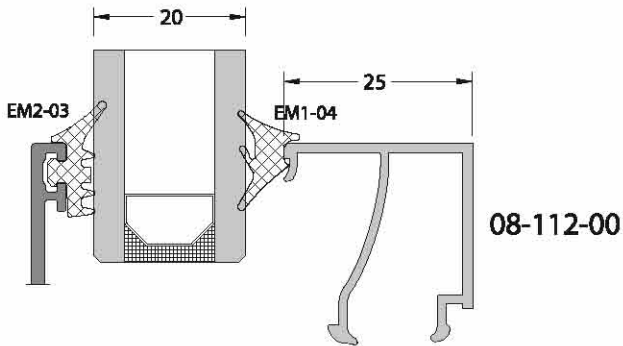
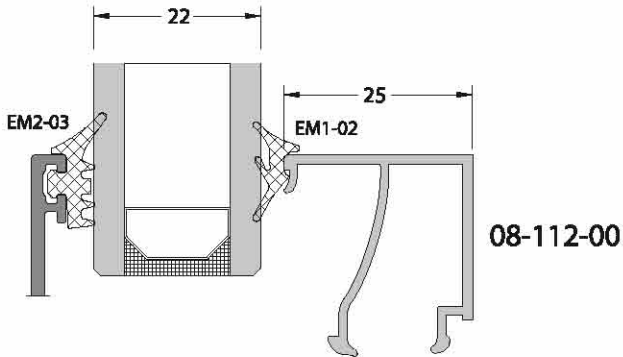
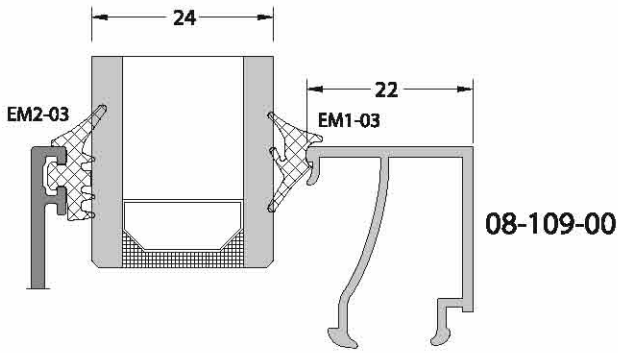


**camtablolari**

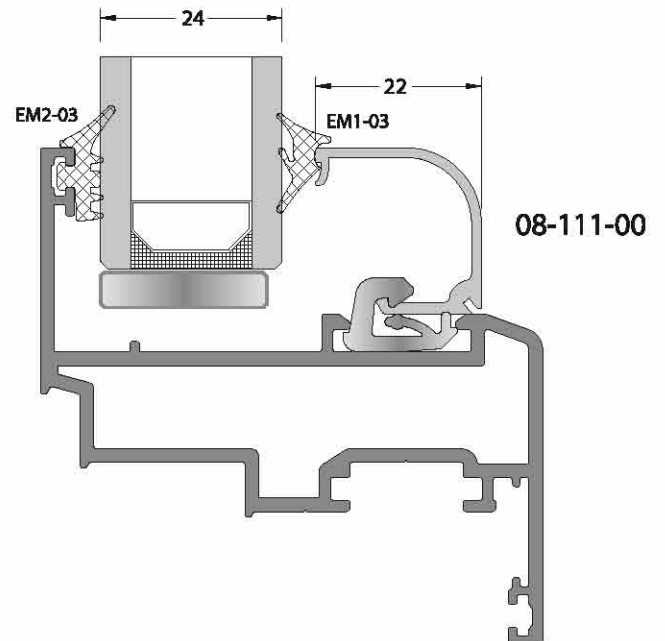
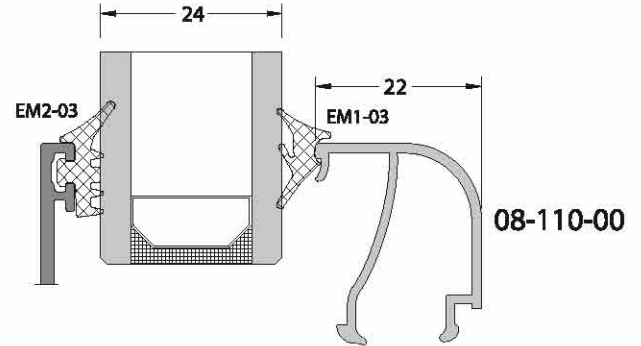
**glazingtables**



GLAZING THICKNESS CAM KALINLIKLARI	GLAZING GASKET INSIDE IÇ CAM FITİLLERİ	GLAZING GASKET OUTSIDE DIŞ CAM FITİLLERİ	GLAZING BEAD CAM ÇİTASI
4 mm	EM1-04	EM2-03	08-120-00
5mm	EM1-03	EM2-03	08-120-00
6 mm	EM1-02	EM2-03	08-120-00
8 mm	EM1-04	EM2-03	08-116-00
10 mm	EM1-02	EM2-03	08-116-00




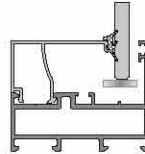

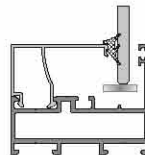

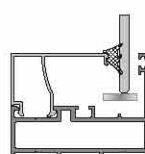

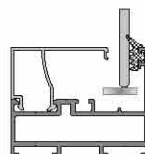

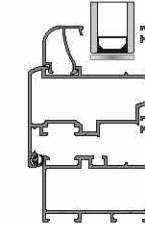

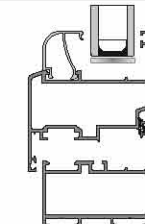

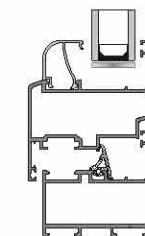
GLAZING THICKNESS CAM KALINLIKLARI	GLAZING GASKET INSIDE İÇ CAM FITİLLERİ	GLAZING GASKET OUTSIDE DIŞ CAM FITİLLERİ	GLAZING BEAD CAM ÇITASI
17 mm	EM1-04	EM2-03	08-113-00
20 mm	EM1-04	EM2-03	08-112-00
22 mm	EM1-02	EM2-03	08-112-00
	EM1-03	EM2-03	08-109-00
24 mm	EM1-03	EM2-03	08-110-00
	EM1-03	EM2-03	08-111-00




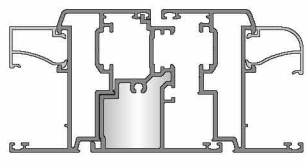

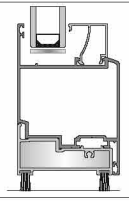

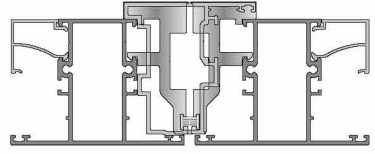
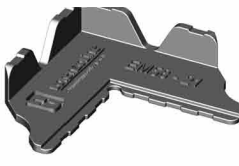
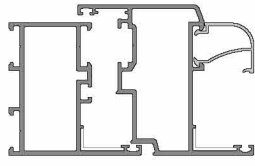

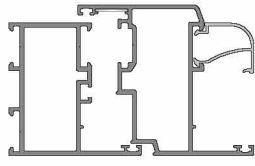

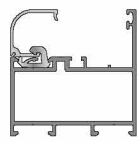

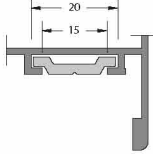

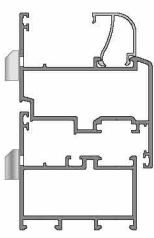



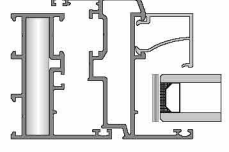

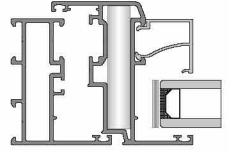

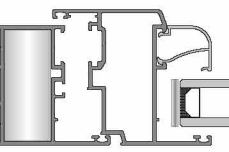

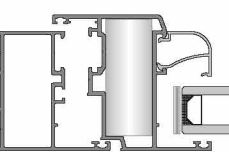

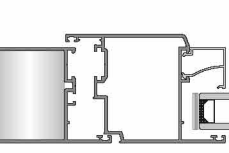

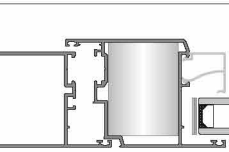

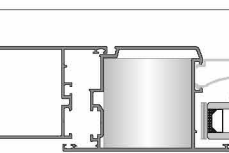

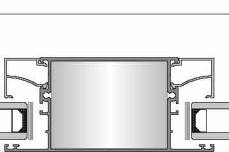

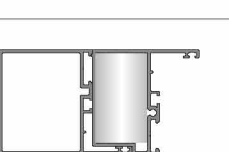
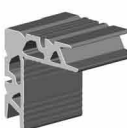
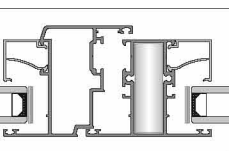
aksesuarlar

accessories








CODE KOD	DRAWING ÇİZİM	APLICATION UYGULAMA	DESCRIPTION AÇIKLAMA	THEORETICAL WEIGHT kg/m TEORİK AĞIRLIK kg/m	IN ONE PACKAGE PAKET MİKTARI
EM1-02			Glazing Gasket Inside ( EPDM ) İç Cam Fitili	0.050	300 m
EM1-03			Glazing Gasket Inside ( EPDM ) İç Cam Fitili	0.060	250 m
EM1-04			Glazing Gasket Inside ( EPDM ) İç Cam Fitili	0.070	215 m
EM2-03			Glazing Gasket Outside ( EPDM ) Dış Cam Fitili	0.065	230 m
EM3-01			Acoustical Gasket ( EPDM ) Bini Fitili	0.033	465 m
EM3-08			Acoustical Gasket ( EPDM ) Bini Fitili	0.018	550 m
EM54-01			Central Gasket ( EPDM ) Tozluk Fitili	0.111	135 m



ACCESSORIES CODE AKSESUAR KODU	DRAWING ÇİZİM	APPLICATION PROFILES ÇALIŞTIĞI PROFİL	APPLICATION DETAIL UYGULAMA DETAYI
EM58C-501		58C-501-18	
EM58C-403		58C-403-18	
EM58-503		58C-503-18	
EM58-21		For All Profiles Tümü için	
MO 20.1		58C-201-18	
		58C-202-18	
		58C-204-18	
		58C-205-18	
		58C-206-18	
		58C-207-18	
		58C-503-18	
		07-102-00	
07-103-00			
EM08-111		08-111-00	
EM15-200		Polyamid Rod Profile (Euro Section 1) Polyamid Tij Profili (Avrupa Kanal 1)	
EM10-01 (White / Beyaz)		Drainage Cap Tahliye Kapağı	
EM10-02 (Black / Siyah)			
EM10-03 (Brown / K.rengi)			
EM10-04 (Gray / Gri)			
EM10-05 (Light Brown / Açık Kahve)			


PROFILE CODE KOD	DRAWING ÇİZİM	PACKAGE CODE PAKET KODU	QUANTITY ADET	CUTTING SIZE KESİM ÖLÇÜSÜ	APPLICATION PROFILES ÇALIŞTIĞI PROFİL	APPLICATION DETAIL UYGULAMA DETAYI
09-101-00		CC-101-54.3	30 pieces	54.3 mm	58C-101-18	
					58C-301-18	
09-101-00		CC-101-57.0	30 pieces	57.0 mm	58C-201-18	
09-103-00		CC-103-54.3	12 pieces	54.3 mm	58C-102-18	
					58C-302-18	
09-103-00		CC-103-57.0	12 pieces	57.0 mm	58C-202-18	
					58C-503-18	
09-105-00		CC-105-54.3	6 pieces	54.3 mm	58C-104-18	
					58C-124-18	
					58C-304-18	
09-105-00		CC-105-57.0	6 pieces	57.0 mm	58C-204-18	
					58C-205-18	
09-113-00		CC-113-57.0	4 pieces	57.0 mm	58C-206-18	
					58C-207-18	
09-114-00		CC-114-54.3	2 pieces	54.3 mm	58C-305-18	
09-123-00		CC-123-49.6	15 pieces	49.6 mm	58C-502-18	
09-122-00		CC-122-54.3	16 pieces	54.3 mm	58C-306-18	

**T JUNCTION FOR MULLIONS AND KICK PLATES / ORTA KAYIT VE ETEK ÇEKTİRME BAĞLANTI**

APPLICATION PROFILES ÇALIŞTIĞI PROFİL	CODE KOD	PICTURE RESMİ	PACKAGE CODE PAKET KODU	QUANTITY ADET	CUTTING SIZE KESİM ÖLÇÜSÜ
58C-301-18	09-904-00		CC-904-10.5	60 pieces	10.5 mm
58C-306-18	09-904-00		CC-904-17.5	36 pieces	17.5 mm
58C-302-18	09-904-00		CC-904-22.5	24 pieces	22.5 mm
58C-304-18	09-904-00		CC-904-42.8	36 pieces	42.8 mm
58C-305-18	09-904-00		CC-904-71.9	12 pieces	71.9 mm
58C-401-18	09-904-00		CC-904-71.9	12 pieces	71.9 mm
58C-402-18	09-904-00		CC-904-111.9	12 pieces	111.9 mm

**FOR FRAME T JUNCTION / KASA İÇİN ÇEKTİRME BAĞLANTI**

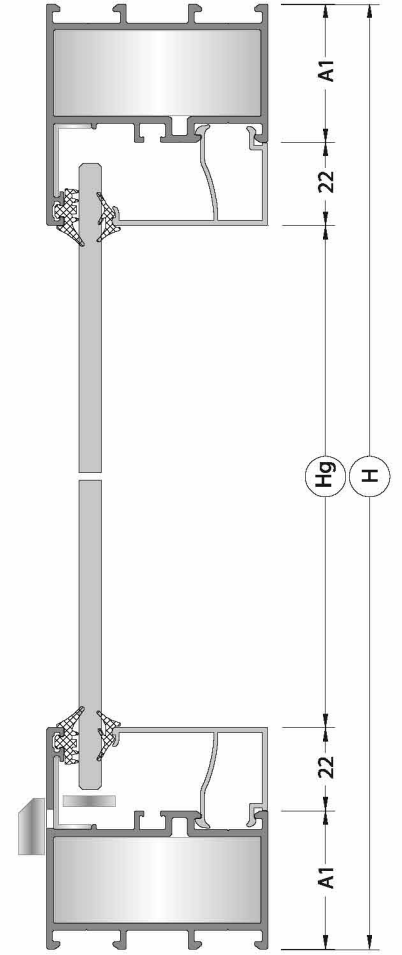
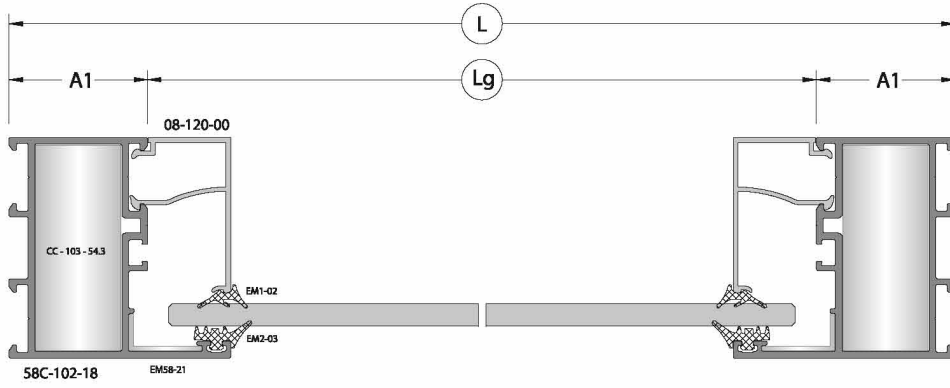
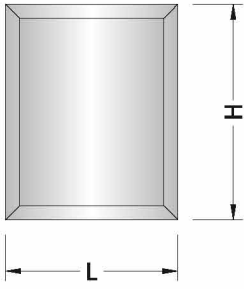
APPLICATION PROFILES ÇALIŞTIĞI PROFİL	CODE KOD	PICTURE RESMİ	PACKAGE CODE PAKET KODU	QUANTITY ADET	CUTTING SIZE KESİM ÖLÇÜSÜ
58C-101-18	09-904-00		CC-904-10.5	60 pieces	10.5 mm
58C-102-18	09-904-00		CC-904-22.5	24 pieces	22.5 mm
58C-104-18	09-904-00		CC-904-42.8	36 pieces	42.8 mm
58C-124-18	09-904-00		CC-904-42.8	36 pieces	42.8 mm



camölçüleri

cuttingsize

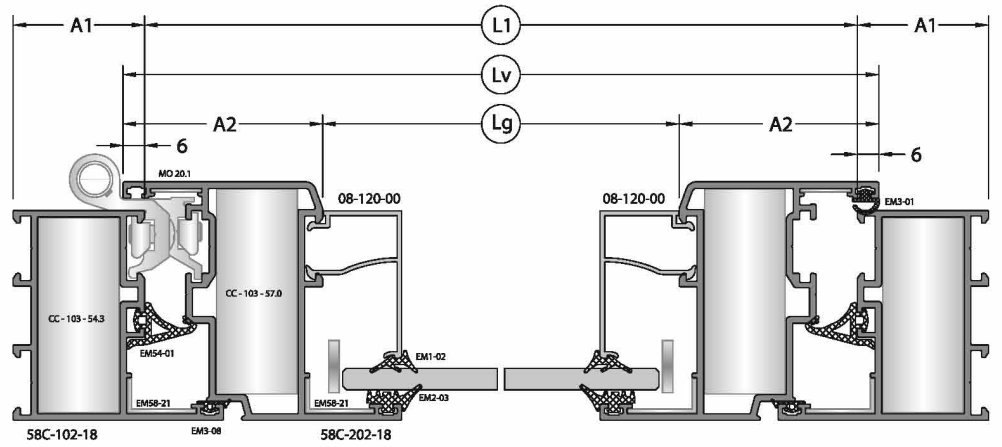
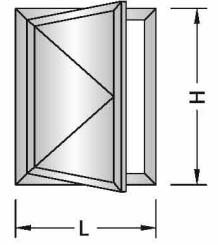
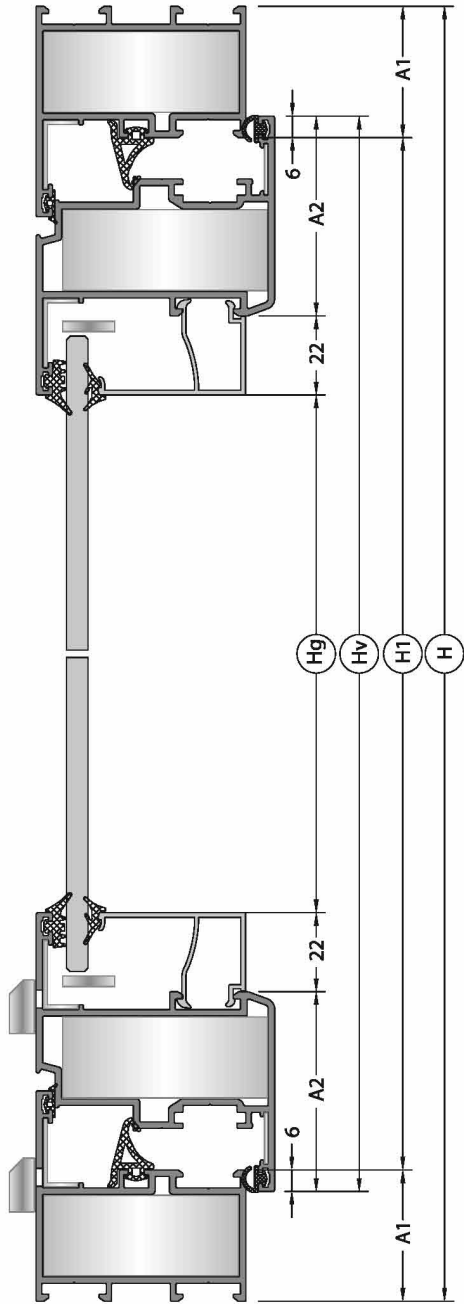
## cuttingsize / kesimölçüleri



PROFILE PROFİLE	CUT KESİM	QUANTITY (pcs-m) ADET (Paket)	DIMENSION (mm) BOYUTLAR
58C-102-18		2 pcs	L
		2 pcs	H
08-120-00		2 pcs	$L_g = L - (A_1 + A_1)$
		2 pcs	$H_g = H - (A_1 + A_1 + 22 + 22)$

ACCESSORIES AKSESUARLAR	QUANTITY (pcs-m) ADET (Paket)	VIEW GÖRÜNÜM
CC-103-54.3	4 pcs	
EM58-21	4 pcs	
EM1-02	$2L_g + 2H_g$	
EM2-03	$2L_g + 2H_g$	

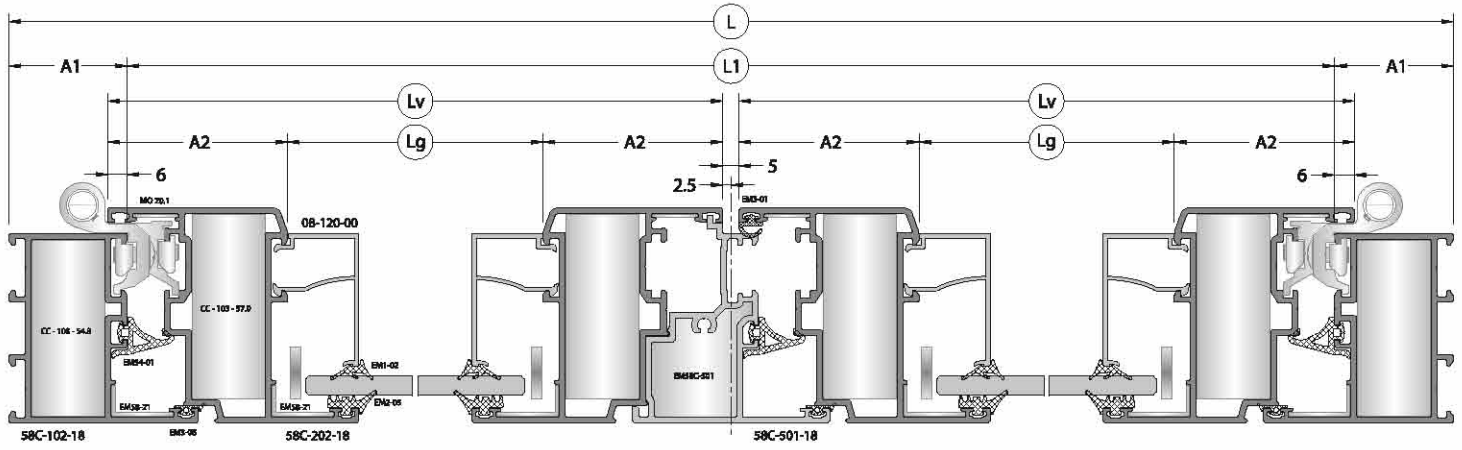
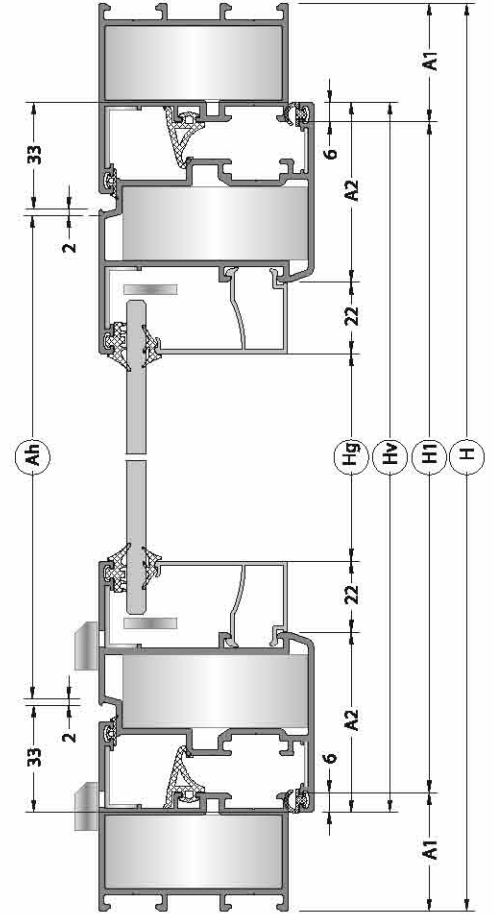
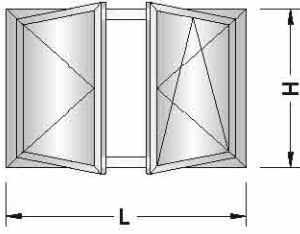
cuttingsize / kesimölçüleri



PROFILE PROFİL	CUT KESİM	QUANTITY (pcs-m) ADET (Paket)	DIMENSION (mm) BOYUTLAR
58C-102-18		2 pcs	L
		2 pcs	H
58C-202-18		2 pcs	$L_v = L - (A_1 + A_1) + 12$
		2 pcs	$H_v = H - (A_1 + A_1) + 12$
08-120-00		2 pcs	$L_g = L_v - (A_2 + A_2)$
		2 pcs	$H_g = H_v - (A_2 + A_2 + 22 + 22)$

ACCESSORIES AKSESUARLAR	QUANTITY (pcs-m) ADET (Paket)	VIEW GÖRÜNÜM
CC-103-54.3	4 pcs	
CC-103-57.0	4 pcs	
EM58-21	8 pcs	
MO 20.1	4 pcs	
EM54-01	2L+2H	
EM1-03	2L <sub>g</sub> +2H <sub>g</sub>	
EM2-03	2L <sub>g</sub> +2H <sub>g</sub>	
EM3-01	2L+2H	
EM3-08	2L+2H	

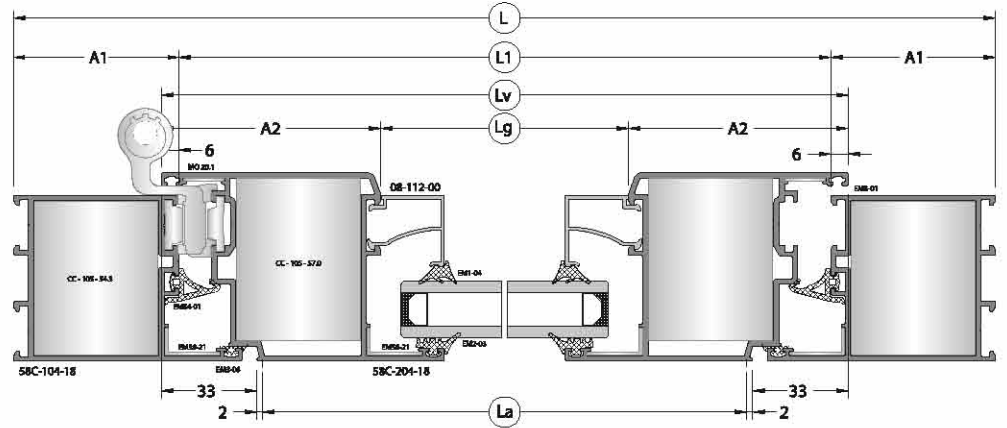
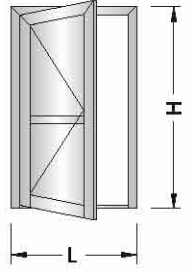
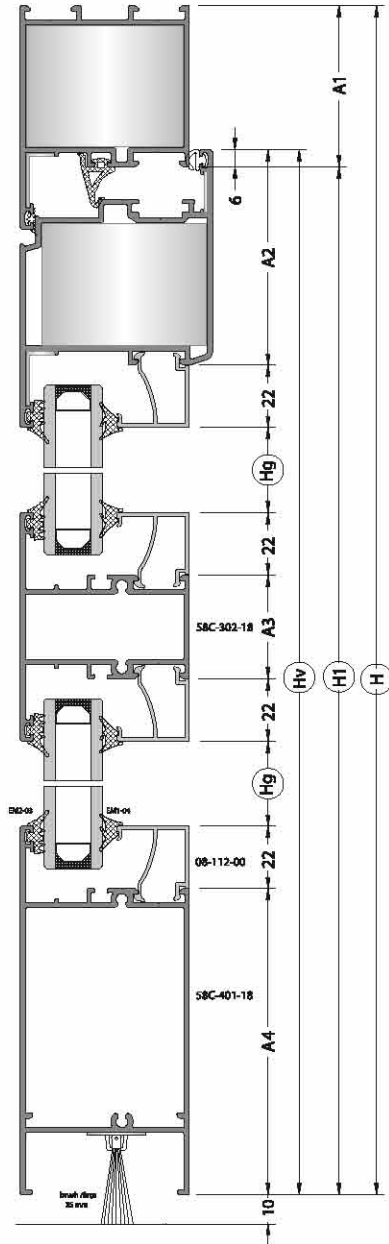
## cuttingsize / kesimölçüleri



PROFILE PROFILE	CUT KESİM	QUANTITY (pcs-m) ADET (Paket)	DIMENSION (mm) BOYUTLAR
58C-102-18		2 pcs	L
		2 pcs	H
58C-202-18		4 pcs	$L_v = \frac{L - (A_1 + A_1) + 7}{2}$
		4 pcs	$H_v = H - (A_1 + A_1) + 12$
58C-501-18		1 pcs	$A_h = H_v - 70$
08-120-00		4 pcs	$L_g = L_v - (A_2 + A_2)$
		4 pcs	$H_g = H_v - (A_2 + A_2 + 22 + 22)$

ACCESSORIES AKSESUARLAR	QUANTITY (pcs-m) ADET (Paket)	VIEW GÖRÜNÜM
CC-103-54.3	4 pcs	
CC-103-57.0	8 pcs	
EM58-21	12 pcs	
MO 20.1	8 pcs	
EM58C-501	1 set	
EM54-01	2L+3H	
EM1-03	2Lg+4Hg	
EM2-03	2Lg+4Hg	
EM3-01	2L+3H	
EM3-08	2L+3H	





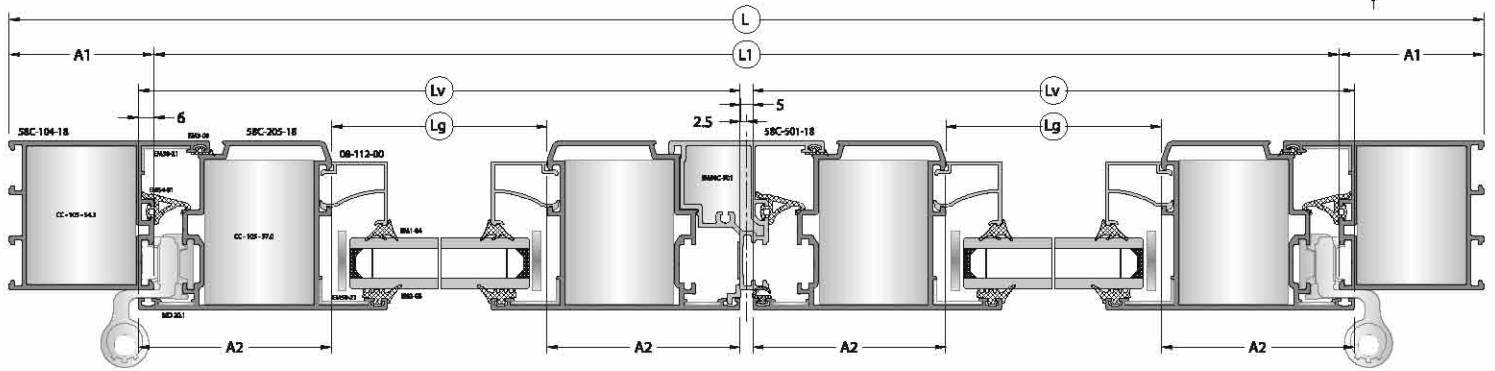
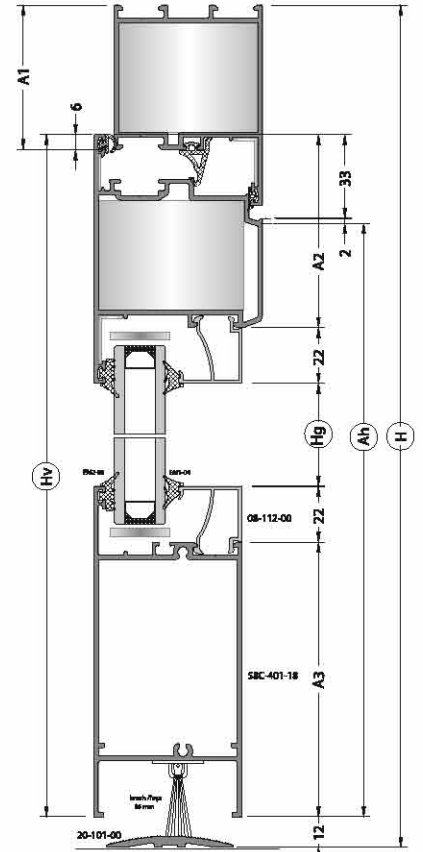
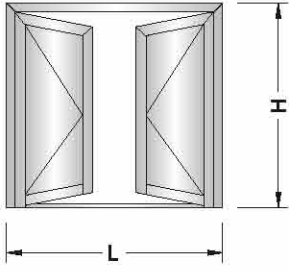
PROFILE PROFİLİ	CUT KESİM	QUANTITY (pcs-m) ADET (Paket)	DIMENSION (mm) BOYUTLAR
58C-104-18		1 pcs	L
		1 pcs	H
		1 pcs	H
58C-204-18		1 pcs	$L_v = L - (A_1 + A_1) + 12$
		2 pcs	$H_v = H - (A_1) - 4$
* 58C-401-18		1 pcs	$L_g = L_v - (A_2 + A_2)$
08-120-00		4 pcs	$L_g = L_v - (A_2 + A_2)$
		4 pcs	$H_g = \frac{H_v - (A_2 + A_3 + A_4) - 88}{2}$
58C-302-18		1 pcs	$L_g = L_v - (A_2 + A_2)$

ACCESSORIES AKSESUARLAR	QUANTITY (pcs-m) ADET (Paket)	VIEW GÖRÜNÜM
CC-105-543	2 pcs	
CC-105-57.0	2 pcs	
EM58-21	4 pcs	
MO 20.1	2 pcs	
EM54-01	1 L + 2 H	
EM1-04	4 Lg + 4 Hg	
EM2-03	4 Lg + 4 Hg	
EM3-01	1 L + 2 H	
EM3-08	1 L + 2 H	
BRUSH 35	$L_g = L_v - (A_2 + A_2)$	

\* Formula based on equality condition of vertical sash profiles.

Formül hesabı dişey cam çtalarının efit olmas koşuluna göre oluşturulmuştur.

## cuttingsize / kesimölçüleri



PROFILE	PROFILE	CUT KESİM	QUANTITY (pcs-m) ADET (Paket)	DIMENSION (mm) BOYUTLAR
58C-104-18			1 pcs	L
			1 pcs	H
			1 pcs	H
58C-205-18			2 pcs	$L_v = \frac{L - (A_1 + A_1) + 7}{2}$
			2 pcs	$H_v = H - (A_1) - 6$
			2 pcs	$H_v = H - (A_1) - 6$
08-112-00			4 pcs	$L_g = L_v - (A_2 + A_2)$
			4 pcs	$H_g = H_v - (A_2 + A_3) - 44$
58C-501-18			1 pcs	$A_h = H_v - 35$
* 58C-401-18			2 pcs	$L_g = L_v - (A_2 + A_2)$
20-101-00			1 pcs	$L - (A_1 + A_1)$

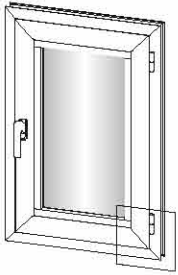
ACCESSORIES AKSESUARLAR	QUANTITY (pcs-m) ADET (Paket)	VIEW GÖRÜNÜM
CC-105-54.3	2 pcs	
CC-105-57.0	4 pcs	
EM58-21	6 pcs	
MO 20.1	4 pcs	
EM58C-501	1 set	
EM54-01	1 L+3 H	
EM1-04	4 Lg+4 Hg	
EM2-03	4 Lg+4 Hg	
EM3-01	1 L+3 H	
EM3-08	1 L+3 H	
BRUSH 35	$L_g = L_v - (A_2 + A_2)$	

\* Formula based on equality condination of vertical sash profiles.  
Formül hesabı düşey cam çatalının eşit olmasına göre oluşturulmuştur.

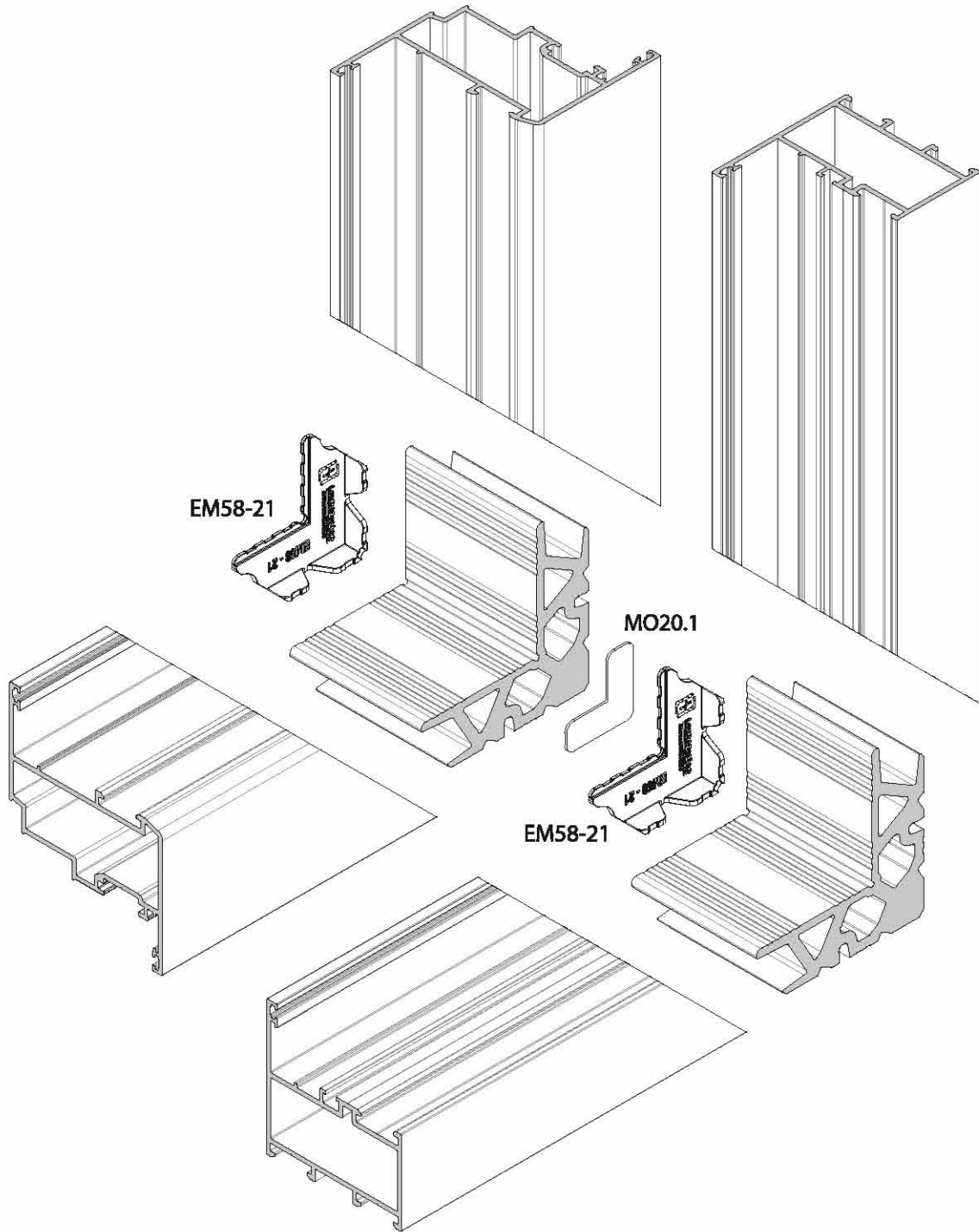


montaj

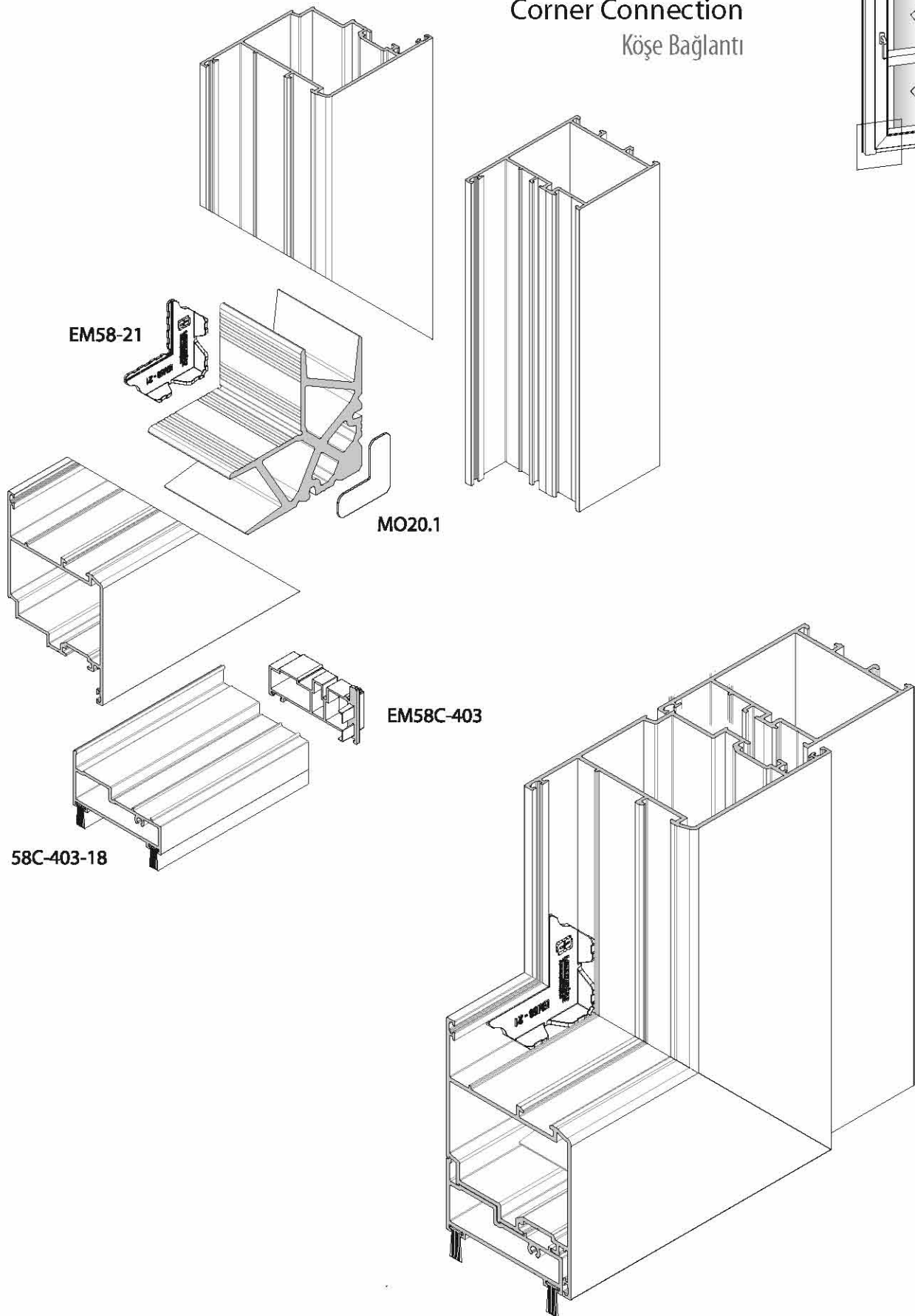
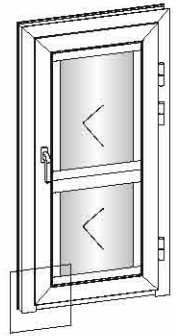
assembly

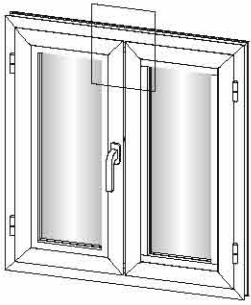


Corner Connection  
Köşe Bağlantı



Corner Connection  
Köşe Bağlantı

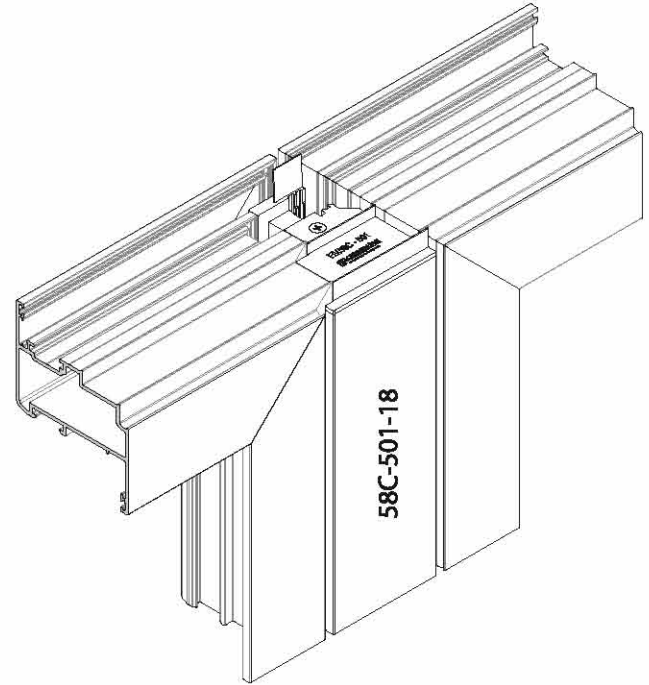
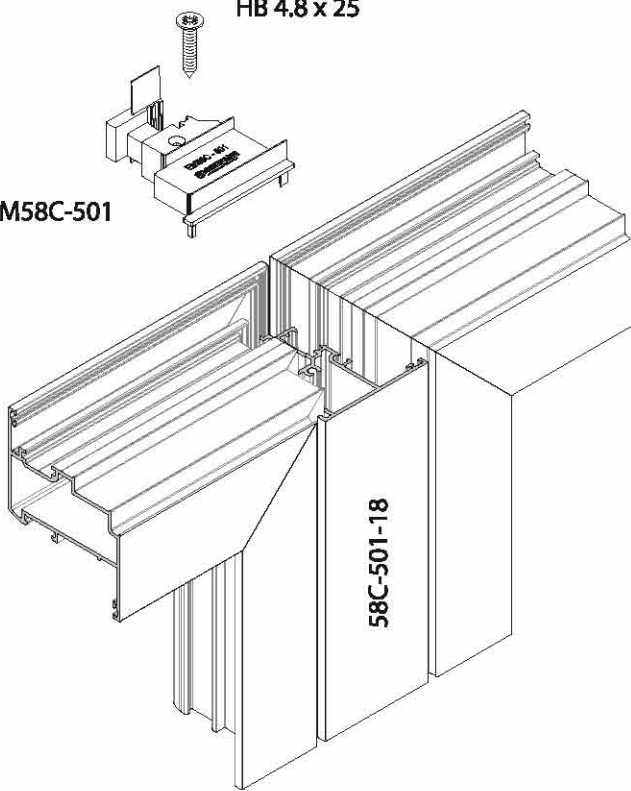




## Two Sash Window & Door Cap Assembly Çift Kanat Adaptör Kapak Uygulaması

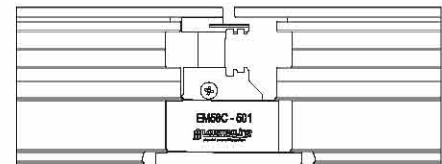
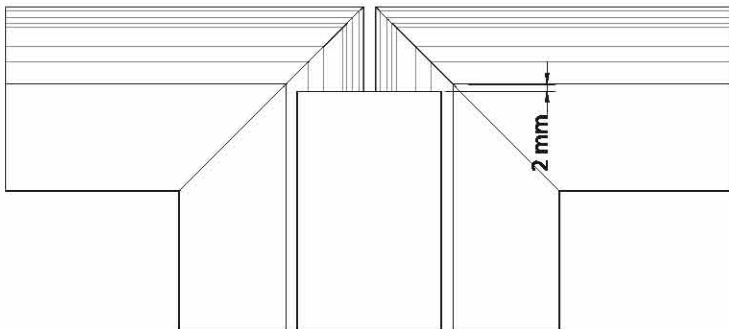
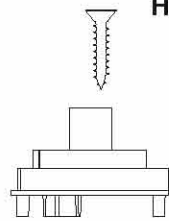
HB 4.8 x 25

EM58C-501

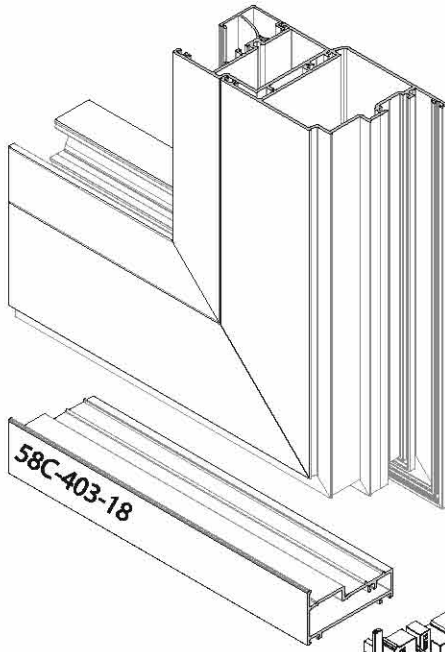


HB 4.8 x 25

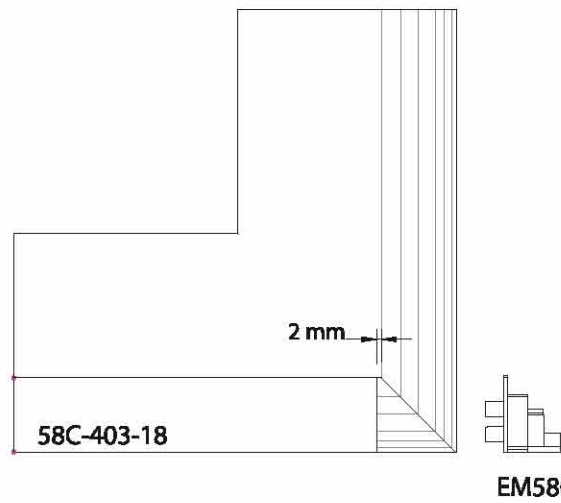
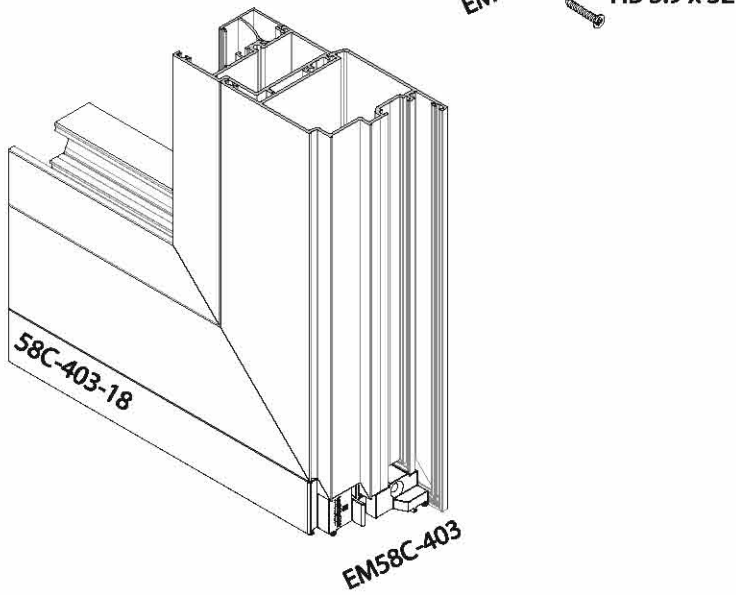
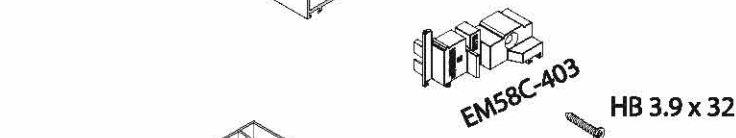
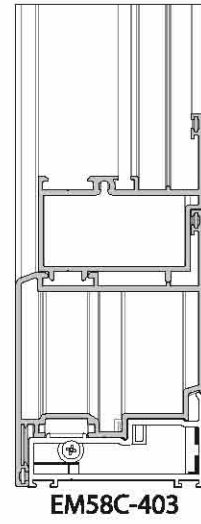

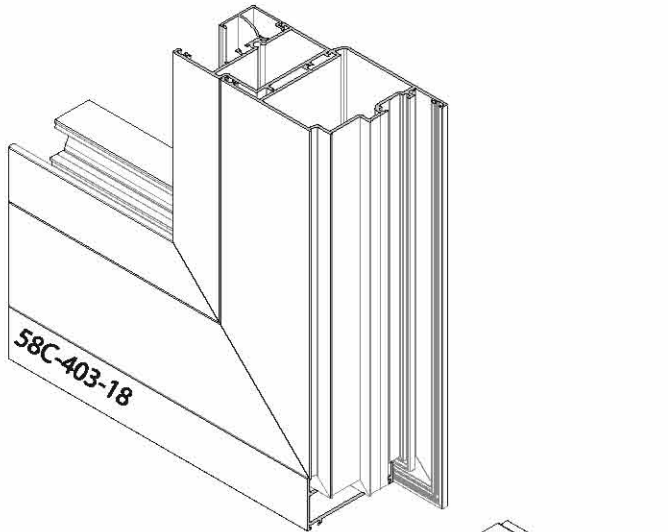
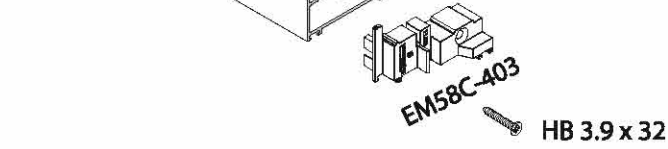
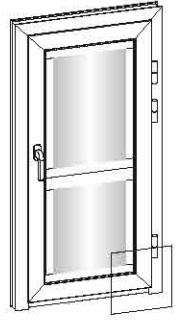
EM58C-501



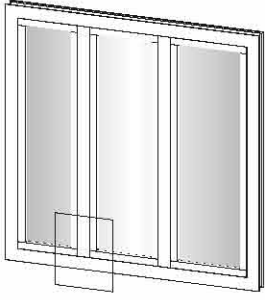
EM58C-501



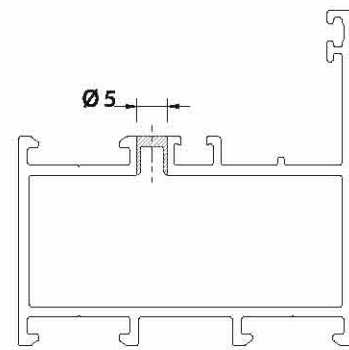
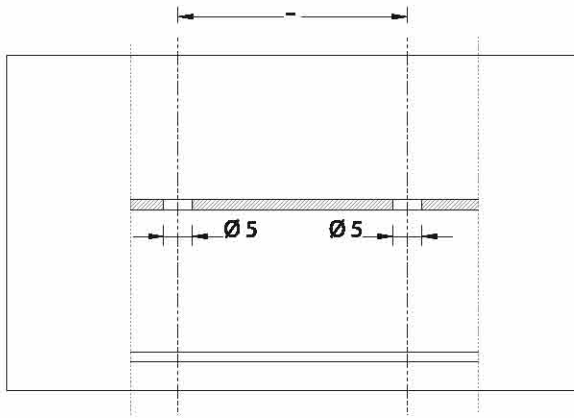
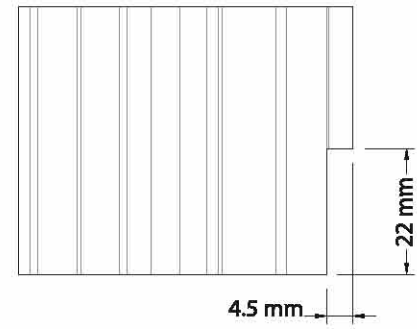
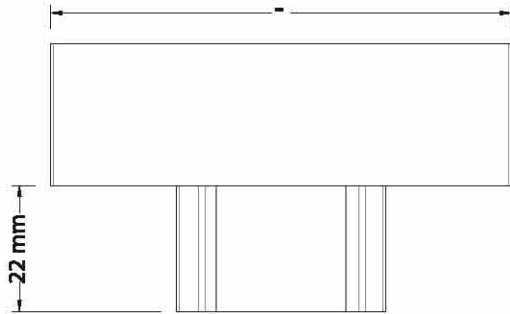
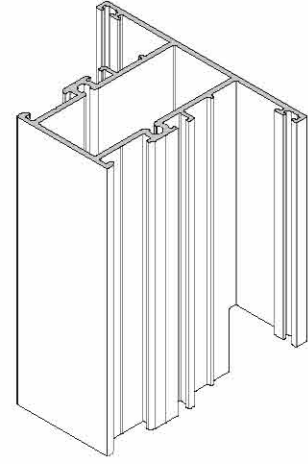
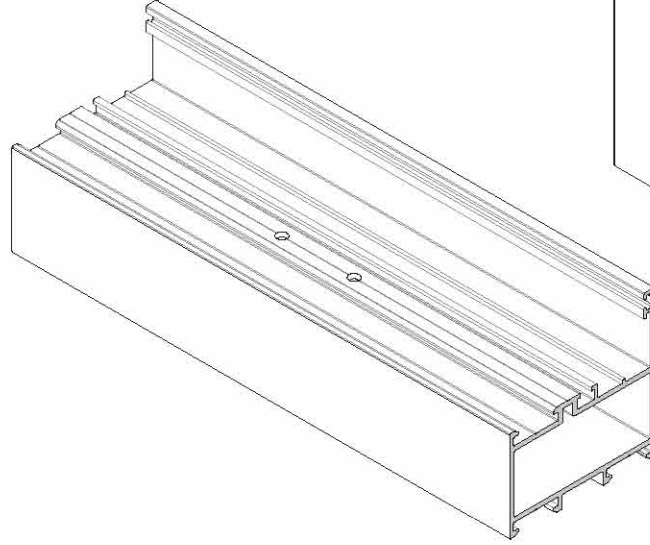
### EM58C-403 Cap Assembly EM58C-403 Kapak Uygulamas



EM58C-403



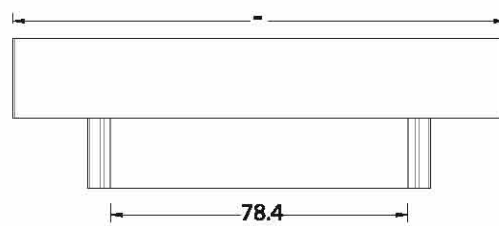
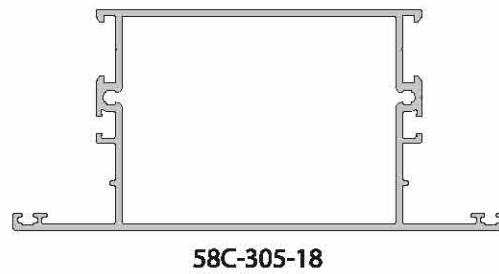
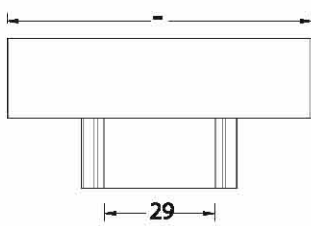
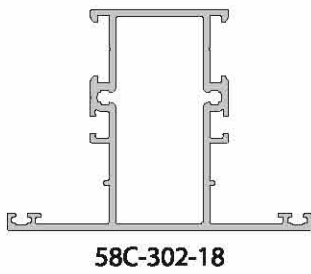
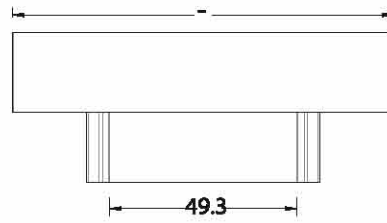
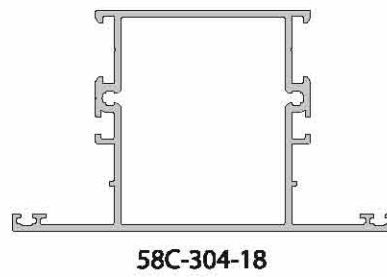
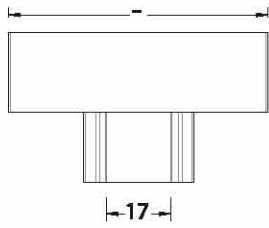
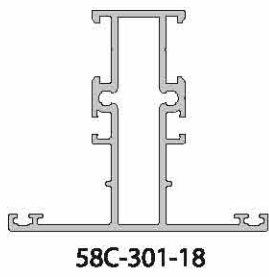
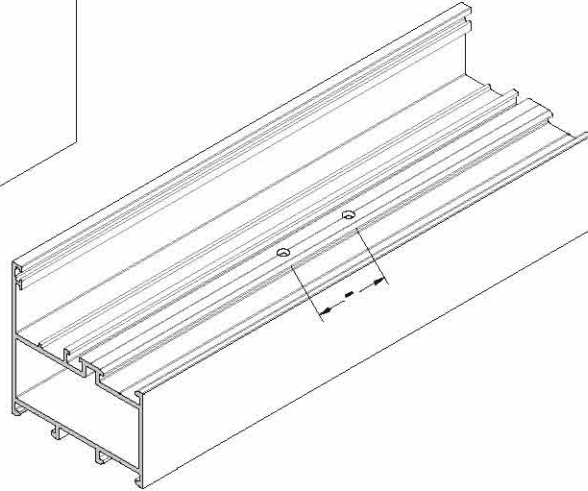
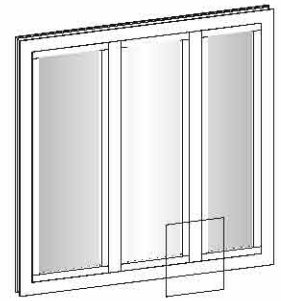
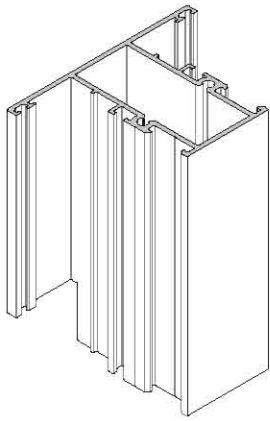
## Mullion Connection Assembly Orta Kayıt Bağlantı Uygulaması

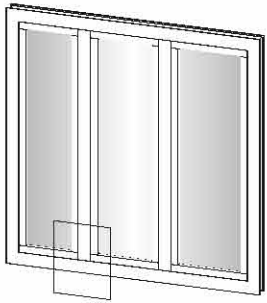


NOTE: All mullion's screw hole dimensions are in the next page.  
NOT: Tüm orta kayıtlara ait vida delik mesafeleri arka sayfada belirtilmiştir.

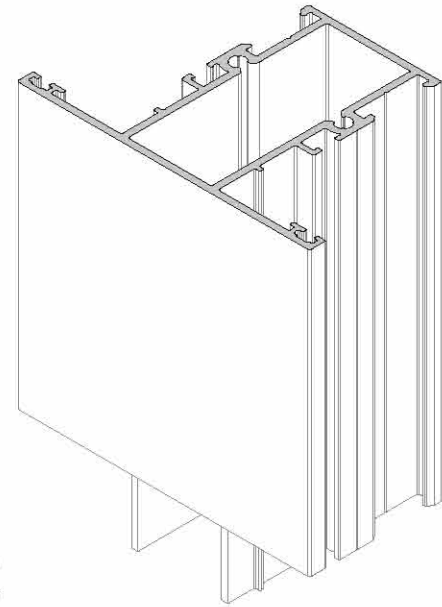


### Mullinon's Screw Hole Dimensions Orta Kayıt Vida Delik Mesafesi

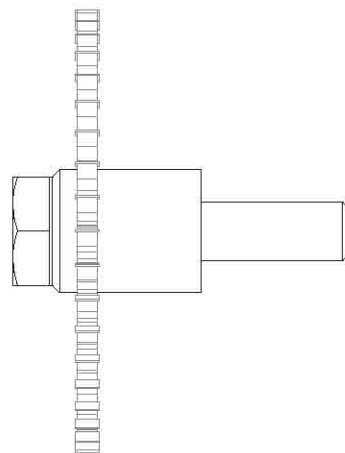
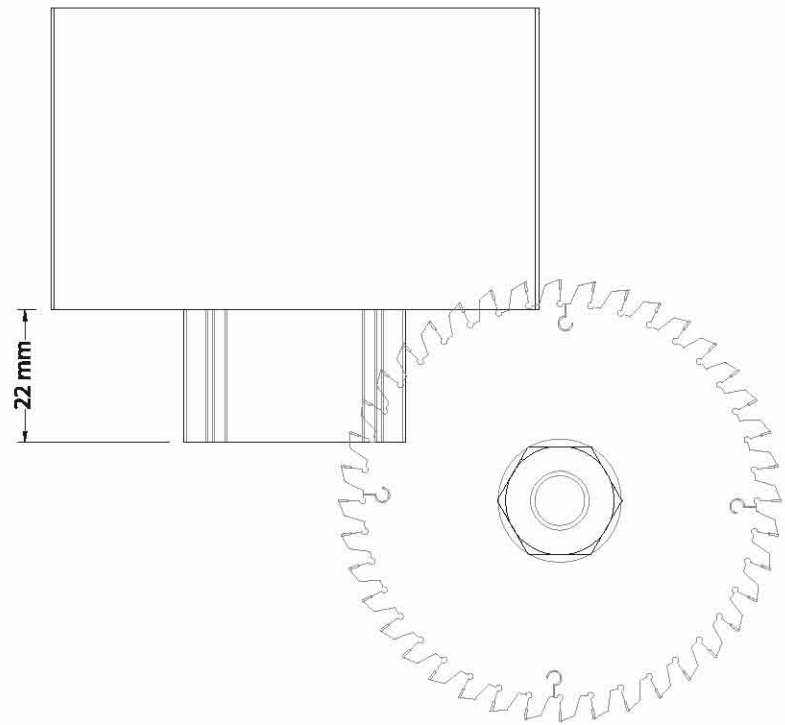
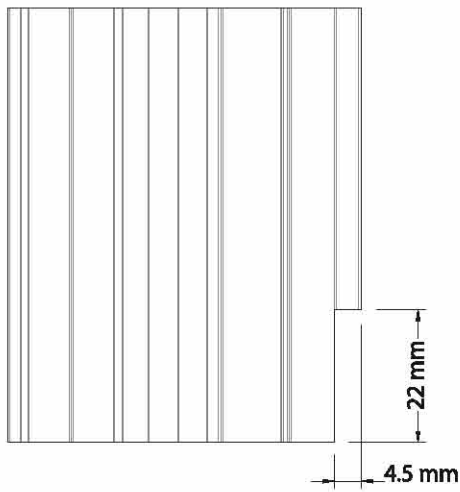
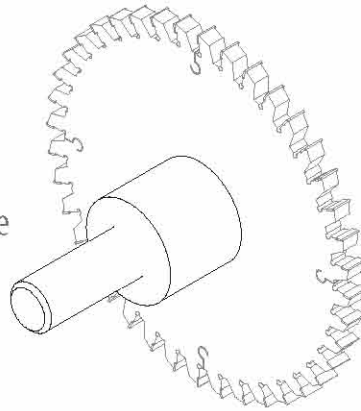




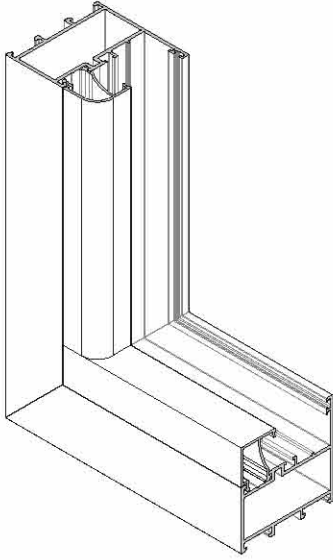
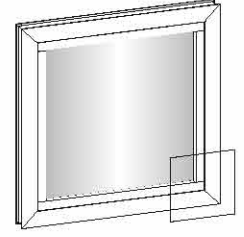
Mullion Cutting Knife  
Orta Kayıt Kesme Bıçağı



Saw / Testere

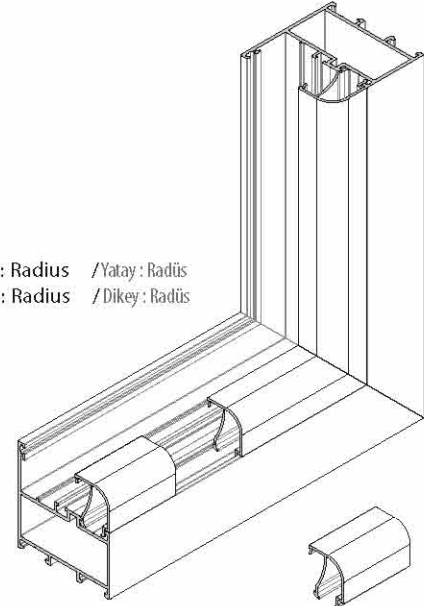


## Glazing Beat Corner Combination Cam Çıtası Köşe Kombinasyonları

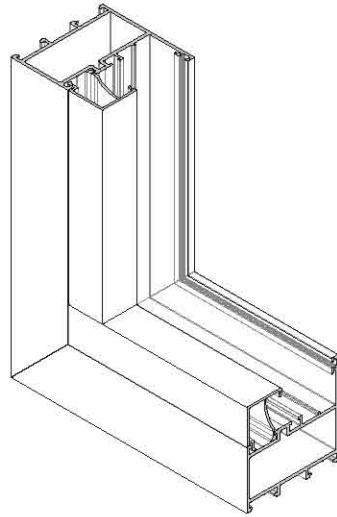


Horizontal : Standard / Yatay : Standart  
Vertical : Radius / Dikey : Radyüs

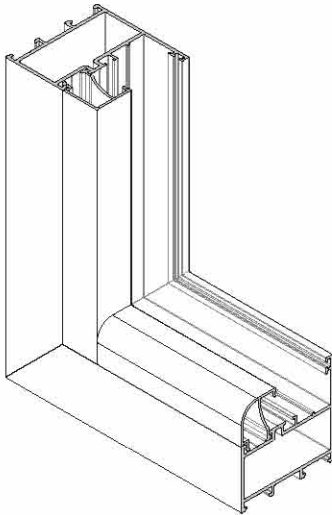
Horizontal : Radius / Yatay : Radyüs  
Vertical : Radius / Dikey : Radyüs



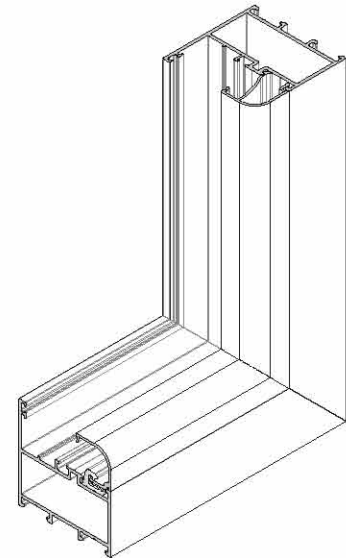
Last Piece  
Son Parça



Horizontal : Standard / Yatay : Standart  
Vertical : Standard / Dikey : Standart



Horizontal : Radius / Yatay : Radyüs  
Vertical : Standard / Dikey : Standart



Horizontal : Radius / Yatay : Radyüs  
Vertical : Radius / Dikey : Radyüs













Produced by 

**KURTOĞLU BAKIR - KURŞUN SAN. A.Ş.**

Hacıseremet Mevkii, Tem Çorlu Çıkışı Velimeşe 59880 Pk 323 Tekirdağ / TÜRKİYE  
T: +90 282 684 70 00 F: +90 282 684 70 01  
www.kurtogluas.com kurtoglu@kurtogluas.com

 **Lorenzoline**<sup>®</sup>  
aluminium profile system